

**Cadwell Park**  
**19<sup>th</sup>/20<sup>th</sup> August 2023**  
**Darlington and District Motor Club**



**FORMULA SIDECAR RACING ASSOCIATION**

[www.fsra.org.uk](http://www.fsra.org.uk)



**S.M.A.R.T.**

**Scottish Motorsports Automatic Race Timing**

Ravenslea, Melrose Road, Galashiels, TD1 2AT

Telephone : 01896 – 752447

## DDMC Battle of Britain meeting

Sorted on best lap time

DDMC Northern Sports & Saloons Cars Championship - A&E

Cadwell Park 2.173 miles

Paid practice

19/08/2023 09:30

Practice (30:00 Time) started at 9:31:41

Pos	No.	Name	Make/Model	CC	Class	C Laps	Best Tm	Diff	Best Speed	2nd Best
1	44	Michael CUTT	BMW M3	3200	B	16	1:34.631		82.666	1:36.067
2	4	Thom EVANS	Caterham Duratec	2000	A2	15	1:36.068	1.437	81.430	1:39.521
3	42	Steve TOWERS	Ludlow Tigra	2300	A1	13	1:42.157	7.526	76.576	1:43.985
4	131	Sam SMITH	Mazda MX5	1660	C	6	1:42.563	7.932	76.273	1:43.878
5	154	Stevie McNAB	Honda Civic Type R	2400	A1	10	1:43.717	9.086	75.424	1:44.574
6	3	Chris HUNTLEY	Subaru Impreza WRX	2000	A1	16	1:44.846	10.215	74.612	1:45.416
7	17	Drew MYRESCOUGH	Caterham C400	2000	A2	9	1:45.789	11.158	73.947	1:46.576
8	11	Madeline HUBEL	Peugeot 206	2000	C	9	1:51.144	16.513	70.384	1:52.280
9	10	Paul LIGHTBURN	BMW 135i	3000T	B	9	1:51.372	16.741	70.240	1:52.380
10	53	Stephen REED	Mazda MX5	1600	M	14	1:54.770	20.139	68.161	1:54.862

Clerk of the Course

Orbits

Sig : Time :  
Chief Timekeeper : Ian Sharp (SMART Timing)  
Results available at [www.smart-timing.co.uk](http://www.smart-timing.co.uk) and [www.speedhive.com](http://www.speedhive.com)

Printed: 19/08/2023 10:05:29



motor  
sport  
UK



RACE  
WITH  
RESPECT

# DDMC Battle of Britain meeting

DDMC Northern Sports & Saloons Cars Championship - A&E

Cadwell Park 2.173 miles

Paid practice

19/08/2023 09:30

Practice (30:00 Time) started at 9:31:41

Lap	Time of Day	Lap Tm	SFSpd
(44) Michael CUTT			
1	9:34:10.794	1:52.025	108.8
2	9:35:51.552	1:40.758	110.0
3	9:37:30.123	1:38.571	111.7
4	9:39:09.481	1:39.358	110.7
5	9:40:49.256	1:39.775	111.1
6	9:42:26.150	1:36.894	112.0
7	9:44:03.553	1:37.403	111.7
8	9:45:40.893	1:37.340	112.0
9	9:47:18.395	1:37.502	112.2
10	9:48:54.772	1:36.377	111.5
11	9:50:31.738	1:36.966	111.8
12	9:52:12.433	1:40.695	109.7
13	9:53:52.935	1:40.502	110.2
14	9:55:29.002	1:36.067	111.5
15	9:57:03.633	1:34.631	112.4
16	9:58:40.769	1:37.136	109.8

(4) Thom EVANS			
1	9:34:58.731	2:22.265	94.8
2	9:36:53.710	1:54.979	105.7
3	9:38:39.899	1:46.189	107.5
4	9:40:21.786	1:41.887	108.6
5	9:42:02.990	1:41.204	110.9
6	9:43:48.346	1:45.356	110.0
7	9:45:28.591	1:40.245	107.7
8	9:47:12.123	1:43.532	106.7
9	9:48:51.644	1:39.521	108.8
10	9:50:34.731	1:43.087	106.9
11	9:52:15.670	1:40.939	103.6
12	9:54:06.321	1:50.651	107.9
13	9:55:51.570	1:45.249	90.3
14	9:57:36.397	1:44.827	110.0
15	9:59:12.465	1:36.068	109.7

(42) Steve TOWERS			
1	9:39:58.665	2:04.284	104.5
2	9:41:56.595	1:57.930	107.0
3	9:43:51.845	1:55.250	110.6
4	9:45:39.953	1:48.108	112.4
5	9:47:28.384	1:48.431	109.5
6	9:49:16.302	1:47.918	111.7
7	9:51:02.031	1:45.729	107.9
8	9:52:46.638	1:44.607	110.6
9	9:54:31.603	1:44.965	114.7
10	9:56:18.859	1:47.256	106.2
11	9:58:04.544	1:45.685	113.9
12	9:59:48.529	1:43.985	111.7
13	10:01:30.686	1:42.157	115.7

(131) Sam SMITH			
1	9:33:59.519	1:49.898	90.2
2	9:35:44.500	1:44.981	91.4
3	9:37:28.378	1:43.878	89.0
4	9:39:13.000	1:44.622	94.1
5	9:41:01.449	1:48.449	92.6
6	9:42:44.012	1:42.563	92.9

(154) Stevie McNAB			
1	9:34:54.955	2:23.658	90.1
2	9:37:14.627	2:19.672	94.4
3	9:39:12.460	1:57.833	98.4
4	9:41:04.285	1:51.825	99.3
5	9:42:50.045	1:45.760	99.3
6	9:50:27.190	7:37.145	100.2
7	9:52:14.370	1:47.180	99.0
8	9:53:58.087	1:43.717	99.7
9	9:55:42.661	1:44.574	98.7
10	9:58:08.752	2:26.091	70.0

(3) Chris HUNTLEY			
1	9:34:57.715	2:22.527	99.6
2	9:36:54.620	1:56.905	91.2

Lap	Time of Day	Lap Tm	SFSpd
3	9:38:46.501	1:51.881	103.6
4	9:40:35.038	1:48.537	103.7
5	9:42:22.297	1:47.259	104.2
6	9:44:10.726	1:48.429	104.7
7	9:45:58.646	1:47.920	102.9
8	9:47:46.316	1:47.670	100.6
9	9:49:33.745	1:47.429	103.2
10	9:51:20.993	1:47.248	95.2
11	9:53:09.885	1:48.892	103.4
12	9:54:58.066	1:48.181	87.6
13	9:56:59.058	2:00.992	107.2
14	9:58:43.904	1:44.846	106.2
15	10:00:29.320	1:45.416	106.9
16	10:02:37.192	2:07.872	74.7

(17) Drew MYRESCOUGH			
1	9:34:59.645	2:18.674	97.0
2	9:36:57.347	1:57.702	100.2
3	9:38:49.190	1:51.843	99.1
4	9:43:19.360	4:30.170	106.5
5	9:45:07.089	1:47.729	107.0
6	9:46:53.665	1:46.576	108.2
7	9:48:39.454	1:45.789	108.9
8	9:50:26.287	1:46.833	106.9
9	9:52:13.302	1:47.015	107.7

(11) Madeline HUBEL			
1	9:34:43.439	2:12.484	92.7
2	9:36:44.738	2:01.299	95.1
3	9:38:43.967	1:59.229	94.3
4	9:44:59.570	6:15.603	94.8
5	9:46:53.606	1:54.036	86.8
6	9:48:46.933	1:53.327	95.5
7	9:53:53.007	5:06.074	92.6
8	9:55:45.287	1:52.280	95.9
9	9:57:36.431	1:51.144	92.4

(10) Paul LIGHTBURN			
1	9:34:36.913	2:12.778	95.2
2	9:36:40.826	2:03.913	96.7
3	9:38:39.876	1:59.050	91.9
4	9:40:38.584	1:58.708	96.6
5	9:47:21.628	6:43.044	96.3
6	9:53:19.810	5:58.182	96.0
7	9:55:12.190	1:52.380	98.8
8	9:57:06.600	1:54.410	98.5
9	9:58:57.972	1:51.372	100.3

(53) Stephen REED			
1	9:35:02.877	2:21.429	80.1
2	9:37:07.297	2:04.420	79.5
3	9:39:07.531	2:00.234	80.4
4	9:41:15.944	2:08.413	80.7
5	9:43:15.635	1:59.691	80.1
6	9:45:14.425	1:58.790	80.8
7	9:47:13.037	1:58.612	81.5
8	9:49:10.560	1:57.523	80.7
9	9:53:26.224	4:15.664	81.5
10	9:55:23.053	1:56.829	82.3
11	9:57:17.915	1:54.862	83.1
12	9:59:12.685	1:54.770	81.7
13	10:01:08.231	1:55.546	79.5
14	10:03:03.213	1:54.982	80.9

Clerk of the Course

Sig : Time :  
Chief Timekeeper : Ian Sharp (SMART Timing)  
Results available at [www.smart-timing.co.uk](http://www.smart-timing.co.uk) and [www.speedhive.com](http://www.speedhive.com)  
Printed: 19/08/2023 10:05:55



motor  
sport  
UK

RACE  
WITH  
RESPECT

Orbits

# DDMC Battle of Britain meeting

Sorted on best lap time

SMRC Citroen C1 Cup

Cadwell Park 2.173 miles

Paid Practice

19/08/2023 10:10

Practice (20:00 Time) started at 10:08:38

Pos	No.	Name	Make/Model	CC	Class	C Laps	Best Tm	Diff	Best Speed	2nd Best
1	23	Thomas COMBER	Citroen C1	1000	C1	10	1:59.148		65.656	1:59.319
2	529	James HITCHEN	Citroen C1	1000	C1N	10	1:59.348	0.200	65.546	1:59.690
3	99	Dan MARTIN	Citroen C1	1000	C1	9	1:59.550	0.402	65.435	1:59.733
4	1	Sam CORSON	Citroen C1	1000	C1	9	1:59.650	0.502	65.381	1:59.843
5	70	Andrew DAVIDSON	Citroen C1	1000	C1	9	1:59.686	0.538	65.361	2:00.092
6	598	Daniel KELL	Citroen C1	1000	Gue	9	2:00.052	0.904	65.162	2:00.203
7	24	Ayden WILSON	Citroen C1	1000	C1N	10	2:00.241	1.093	65.059	2:00.431
8	110	Calum CONWAY	Citroen C1	1000	C1	9	2:00.512	1.364	64.913	2:01.034
9	89	Ross DUNN	Citroen C1	1000	C1	9	2:01.104	1.956	64.596	2:01.432
10	88	Henry GILLIESPIE	Citroen C1	1000	C1N	6	2:01.110	1.962	64.593	2:01.219
11	117	Marc NISBET	Citroen C1	1000	C1N	7	2:01.398	2.250	64.439	2:01.589
12	51	Murray SCOTT	Citroen C1	1000	C1N	9	2:01.575	2.427	64.345	2:01.855
13	684	Ralph STURROCK	Citroen C1	1000	C1N	9	2:01.630	2.482	64.316	2:02.334
14	470	Katrina GRAY	Citroen C1	1000	C1	9	2:04.087	4.939	63.043	2:04.218
15	460	John PROCTOR	Citroen C1	1000	C1	9	2:06.440	7.292	61.870	2:07.216

## Announcements

Car No's 1 &amp; 110 - No working transponders - Please fix before Qualifying

Clerk of the Course

Orbits

Sig : Time :  
 Chief Timekeeper : Ian Sharp (SMART Timing)  
 Results available at [www.smart-timing.co.uk](http://www.smart-timing.co.uk) and [www.speedhive.com](http://www.speedhive.com)  
 Printed: 19/08/2023 10:31:42

# DDMC Battle of Britain meeting

## SMRC Citroen C1 Cup

Cadwell Park 2.173 miles

### Paid Practice

19/08/2023 10:10

### Practice (20:00 Time) started at 10:08:38

Lap	Time of Day	Lap Tm	SFSpd
(23) Thomas COMBER			
1	10:11:25.549	<b>2:08.055</b>	73.2
2	10:13:26.944	<b>2:01.395</b>	73.8
3	10:15:26.920	<b>1:59.976</b>	<b>74.5</b>
4	10:17:26.068	<b>1:59.148</b>	74.0
5	10:19:25.891	<b>1:59.823</b>	74.0
6	10:21:25.210	<b>1:59.319</b>	73.7
7	10:23:26.222	<b>2:01.012</b>	73.0
8	10:25:25.665	<b>1:59.443</b>	73.7
9	10:27:26.073	<b>2:00.408</b>	73.5
10	10:29:34.316	<b>2:08.243</b>	57.8

(529) James HITCHEN			
1	10:11:11.787	<b>2:02.026</b>	72.5
2	10:13:12.158	<b>2:00.371</b>	72.1
3	10:15:11.998	<b>1:59.840</b>	73.0
4	10:17:11.346	<b>1:59.348</b>	72.7
5	10:19:12.026	<b>2:00.680</b>	72.7
6	10:21:11.831	<b>1:59.805</b>	72.5
7	10:23:11.521	<b>1:59.690</b>	72.9
8	10:25:15.376	<b>2:03.855</b>	72.4
9	10:27:15.802	<b>2:00.426</b>	<b>73.3</b>
10	10:29:18.282	<b>2:02.480</b>	63.9

(99) Dan MARTIN			
1	10:11:35.847	<b>2:09.333</b>	73.1
2	10:13:40.467	<b>2:04.620</b>	73.7
3	10:15:47.620	<b>2:07.153</b>	73.8
4	10:17:48.444	<b>2:00.824</b>	73.9
5	10:19:48.542	<b>2:00.098</b>	73.7
6	10:21:48.092	<b>1:59.550</b>	<b>74.1</b>
7	10:23:49.387	<b>2:01.295</b>	73.8
8	10:25:49.120	<b>1:59.733</b>	73.9
9	10:27:54.296	<b>2:05.176</b>	73.3

(1) Sam CORSON			
1	10:13:33.056	<b>2:03.137</b>	
2	10:15:35.336	<b>2:02.280</b>	
3	10:17:36.568	<b>2:01.232</b>	
4	10:19:36.882	<b>2:00.314</b>	
5	10:21:39.523	<b>2:02.641</b>	
6	10:23:41.448	<b>2:01.925</b>	
7	10:25:41.561	<b>2:00.113</b>	
8	10:27:41.404	<b>1:59.843</b>	
9	10:29:41.054	<b>1:59.650</b>	

(70) Andrew DAVIDSON			
1	10:12:28.109	<b>2:54.633</b>	
2	10:14:36.929	<b>2:08.820</b>	72.4
3	10:16:39.803	<b>2:02.874</b>	72.8
4	10:19:36.881	<b>2:57.078</b>	
5	10:21:43.404	<b>2:06.523</b>	72.5
6	10:23:43.090	<b>1:59.686</b>	75.0
7	10:25:43.182	<b>2:00.092</b>	<b>75.1</b>
8	10:27:43.406	<b>2:00.224</b>	73.4
9	10:30:15.122	<b>2:31.716</b>	64.7

(598) Daniel KELL			
1	10:11:39.384	<b>2:05.494</b>	72.5
2	10:13:41.874	<b>2:02.490</b>	<b>73.7</b>
3	10:15:45.724	<b>2:03.850</b>	73.1
4	10:17:46.267	<b>2:00.543</b>	72.9
5	10:19:46.470	<b>2:00.203</b>	72.7
6	10:21:46.522	<b>2:00.052</b>	72.9
7	10:24:35.061	<b>2:48.539</b>	
8	10:26:42.172	<b>2:07.111</b>	73.2
9	10:28:44.591	<b>2:02.419</b>	73.2

(24) Ayden WILSON			
1	10:11:23.876	<b>2:05.216</b>	72.2
2	10:13:28.256	<b>2:04.380</b>	73.6
3	10:15:30.615	<b>2:02.359</b>	73.7
4	10:17:32.336	<b>2:01.721</b>	73.1

Lap	Time of Day	Lap Tm	SFSpd
5	10:19:33.936	<b>2:01.600</b>	72.9
6	10:21:39.019	<b>2:05.083</b>	69.8
7	10:23:42.431	<b>2:03.412</b>	74.1
8	10:25:42.862	<b>2:00.431</b>	<b>74.2</b>
9	10:27:43.103	<b>2:00.241</b>	73.7
10	10:29:45.315	<b>2:02.212</b>	72.1

(110) Calum CONWAY			
1	10:14:04.710	<b>4:14.061</b>	
2	10:16:08.260	<b>2:03.550</b>	
3	10:18:10.933	<b>2:02.673</b>	
4	10:20:15.685	<b>2:04.752</b>	
5	10:22:17.459	<b>2:01.774</b>	
6	10:24:18.493	<b>2:01.034</b>	
7	10:26:19.764	<b>2:01.271</b>	
8	10:28:21.222	<b>2:01.458</b>	
9	10:30:21.734	<b>2:00.512</b>	

(89) Ross DUNN			
1	10:11:46.368	<b>2:09.663</b>	72.5
2	10:13:49.638	<b>2:03.270</b>	73.0
3	10:15:51.070	<b>2:01.432</b>	<b>74.0</b>
4	10:17:52.502	<b>2:01.432</b>	73.8
5	10:19:54.157	<b>2:01.655</b>	73.5
6	10:21:55.261	<b>2:01.104</b>	72.2
7	10:23:56.772	<b>2:01.511</b>	73.5
8	10:26:00.120	<b>2:03.348</b>	73.4
9	10:28:02.222	<b>2:02.102</b>	73.6

(88) Henry GILLIESPIE			
1	10:11:52.238	<b>2:12.022</b>	71.8
2	10:14:02.012	<b>2:09.774</b>	72.4
3	10:16:09.108	<b>2:07.096</b>	73.8
4	10:18:10.337	<b>2:01.229</b>	<b>74.3</b>
5	10:20:11.556	<b>2:01.219</b>	73.7
6	10:22:12.666	<b>2:01.110</b>	73.3

(117) Marc NISBET			
1	10:11:57.987	<b>2:10.736</b>	73.3
2	10:14:02.573	<b>2:04.586</b>	<b>74.2</b>
3	10:16:07.518	<b>2:04.945</b>	72.6
4	10:18:09.107	<b>2:01.589</b>	72.9
5	10:20:13.288	<b>2:04.181</b>	45.7
6	10:22:20.178	<b>2:06.890</b>	73.5
7	10:24:21.576	<b>2:01.398</b>	73.0

(51) Murray SCOTT			
1	10:11:31.446	<b>2:08.472</b>	73.3
2	10:13:56.905	<b>2:25.459</b>	64.3
3	10:16:14.515	<b>2:17.610</b>	73.3
4	10:18:22.753	<b>2:08.238</b>	73.7
5	10:20:27.617	<b>2:04.864</b>	73.7
6	10:22:30.902	<b>2:03.285</b>	73.3
7	10:24:33.865	<b>2:02.963</b>	72.7
8	10:26:35.720	<b>2:01.855</b>	73.6
9	10:28:37.295	<b>2:01.575</b>	<b>74.1</b>

(684) Ralph STURROCK			
1	10:11:32.395	<b>2:08.063</b>	73.9
2	10:13:39.940	<b>2:07.545</b>	72.0
3	10:15:48.763	<b>2:08.823</b>	68.6
4	10:17:53.932	<b>2:05.169</b>	<b>74.2</b>
5	10:19:56.266	<b>2:02.334</b>	73.7
6	10:21:58.794	<b>2:02.528</b>	72.5
7	10:24:02.703	<b>2:03.909</b>	72.8
8	10:26:05.909	<b>2:03.206</b>	72.7
9	10:28:07.539	<b>2:01.630</b>	73.7

(470) Katrina GRAY			
1	10:11:59.191	<b>2:15.201</b>	54.4
2	10:14:10.596	<b>2:11.405</b>	71.3
3	10:16:19.795	<b>2:09.199</b>	71.0
4	10:18:25.871	<b>2:06.076</b>	71.8
5	10:20:31.190	<b>2:05.319</b>	<b>72.2</b>

Clerk of the Course

Orbits

Sig : Time :  
 Chief Timekeeper : Ian Sharp (SMART Timing)  
 Results available at [www.smart-timing.co.uk](http://www.smart-timing.co.uk) and [www.speedhive.com](http://www.speedhive.com)  
 Printed: 19/08/2023 10:32:01







## DDMC Battle of Britain meeting

Sorted on best lap time

PI FSRA Sidecars

Cadwell Park 2.173 miles

Warm Up

19/08/2023 10:50

Practice (12:00 Time) started at 10:40:22

Pos	No.	Name	Make/Model	CC	Class	Laps	Best Tm	Diff	Best Speed	2nd Best
1	97	B DAWSON / M SIMS	LCR Honda	600	Gue	5	1:47.311		72.898	1:47.434
2	9	G FAIRHURST / B ANDREWS	Windle Kawasaki	900	F1	4	1:52.695	5.384	69.416	1:54.294
3	14	M BURNS / S WINFROW			F1	4	1:53.883	6.572	68.692	1:54.054
4	56	R GILROY / C SMYTH			F2	4	1:58.756	11.445	65.873	1:59.159
5	88	J STEPHENSON / A MASON	Suzuki	100	F1	2	2:00.592	13.281	64.870	2:02.445
6	73	D CRAWFORD / T OLDROYD			F1	4	2:00.914	13.603	64.697	2:03.707
7	32	G KNIGHT / S KNIGHT	Yamaha GSR	600	F2	4	2:01.166	13.855	64.563	2:01.518
8	54	D QUIRK / S REEVES	Bellas Vincent	1272	Gue	4	2:02.158	14.847	64.038	2:05.753
9	18	M BEST / M EASTELL			Gue	3	2:03.841	16.530	63.168	2:08.172
10	967	G HODGSON / D HODGSON	Shelbourne	600	F2	2	2:06.162	18.851	62.006	2:12.918
11	16	D SALLEH / J FAIRHURST	Ireson Yam T'Cat	599	F2	3	2:06.935	19.624	61.628	2:08.879
12	30	R BUTLER / J SAUNDERS	Ireson F2	600	Gue	5	2:07.979	20.668	61.126	2:09.975
13	181	D TIBBLES / R GREENWOOD	DDR Yamaha	1100	F1	1	2:08.451	21.140	60.901	
14	908	S WOOLCOT / T SAVILLE	Derbyshire	600	F2	5	2:10.213	22.902	60.077	2:11.500
15	7	A PEARSON / B PEARSON			Gue	5	2:12.538	25.227	59.023	2:12.787
16	188	B JUKES / J MILLER	Baker Suzuki	600	Gue	3	2:20.592	33.281	55.642	2:22.347
17	156	J TYRRELL / J THOMAS	Thundercat	600	F2	5	2:24.616	37.305	54.094	2:25.210
18	146	R SAUNDERS / G PYMM			Gue	1	8:24.805	6:37.494	15.497	

## Announcements

Outfit No.14 - No working transponder - Please fix before Qualifying

Clerk of the Course

Orbits

Sig : Time :  
 Chief Timekeeper : Ian Sharp (SMART Timing)  
 Results available at [www.smart-timing.co.uk](http://www.smart-timing.co.uk) and [www.speedhive.com](http://www.speedhive.com)

Printed: 19/08/2023 10:56:46





## DDMC Battle of Britain meeting

## PI FSRA Sidecars

Cadwell Park 2.173 miles

## Warm Up

19/08/2023 10:50

## Practice (12:00 Time) started at 10:40:22

Lap	Time of Day	Lap Tm	SFSpd
(97) B DAWSON / M SIMS			
1	10:43:16.769	1:59.365	103.1
2	10:45:04.555	1:47.786	106.4
3	10:46:51.866	1:47.311	107.5
4	10:48:39.300	1:47.434	105.0
5	10:50:28.355	1:49.055	105.2

(9) G FAIRHURST / B ANDREWS			
1	10:43:22.354	2:12.236	99.1
2	10:45:20.477	1:58.123	103.1
3	10:47:14.771	1:54.294	96.1
4	10:49:07.466	1:52.695	102.9

(14) M BURNS / S WINFROW			
1	10:45:23.617	4:02.752	
2	10:47:17.896	1:54.279	
3	10:49:11.779	1:53.883	
4	10:51:05.833	1:54.054	

(56) R GILROY / C SMYTH			
1	10:43:22.826	2:09.597	94.1
2	10:45:25.021	2:02.195	94.7
3	10:47:23.777	1:58.756	93.3
4	10:49:22.936	1:59.159	95.2

(88) J STEPHENSON / A MASON			
1	10:43:01.657	2:02.445	104.5
2	10:45:02.249	2:00.592	102.5

(73) D CRAWFORD / T OLDROYD			
1	10:43:30.417	2:12.534	99.9
2	10:45:34.997	2:04.580	101.5
3	10:47:35.911	2:00.914	103.6
4	10:49:39.618	2:03.707	93.2

(32) G KNIGHT / S KNIGHT			
1	10:43:30.648	2:09.376	96.0
2	10:45:32.166	2:01.518	95.1
3	10:47:34.400	2:02.234	95.5
4	10:49:35.566	2:01.166	96.3

(54) D QUIRK / S REEVES			
1	10:43:42.852	2:09.519	90.9
2	10:45:48.605	2:05.753	85.4
3	10:47:57.405	2:08.800	92.9
4	10:49:59.563	2:02.158	91.8

(18) M BEST / M EASTELL			
1	10:43:21.823	2:16.786	101.4
2	10:45:29.995	2:08.172	104.7
3	10:47:33.836	2:03.841	103.6

(967) G HODGSON / D HODGSON			
1	10:43:42.120	2:12.918	92.6
2	10:45:48.282	2:06.162	91.3

(16) D SALLEH / J FAIRHURST			
1	10:43:41.413	2:09.801	92.6
2	10:45:48.348	2:06.935	80.7
3	10:47:57.227	2:08.879	90.8

(30) R BUTLER / J SAUNDERS			
1	10:44:09.268	2:21.388	95.1
2	10:46:19.603	2:10.335	91.3
3	10:48:29.578	2:09.975	94.5
4	10:50:37.557	2:07.979	94.9
5	10:52:49.396	2:11.839	95.2

(181) D TIBBLES / R GREENWOOD			
1	10:43:37.947	2:08.451	91.8

(908) S WOOLCOT / T SAVILLE			
1	10:43:24.642	2:13.329	84.8

Lap	Time of Day	Lap Tm	SFSpd
2	10:45:34.855	2:10.213	83.1
3	10:47:46.355	2:11.500	79.2
4	10:50:00.125	2:13.770	82.5
5	10:52:13.744	2:13.619	77.6

(7) A PEARSON / B PEARSON			
1	10:44:16.356	2:28.847	83.4
2	10:46:33.173	2:16.817	83.1
3	10:48:45.711	2:12.538	88.5
4	10:50:58.498	2:12.787	83.6
5	10:53:15.040	2:16.542	81.8

(188) B JUKES / J MILLER			
1	10:44:27.984	2:35.143	90.8
2	10:46:50.331	2:22.347	91.6
3	10:49:10.923	2:20.592	74.2

(156) J TYRRELL / J THOMAS			
1	10:43:42.481	2:30.403	71.8
2	10:46:09.304	2:26.823	71.0
3	10:48:33.920	2:24.616	72.5
4	10:50:59.130	2:25.210	70.4
5	10:53:24.385	2:25.255	74.7

(146) R SAUNDERS / G PYMM			
1	10:50:29.042	8:24.805	68.3

## Clerk of the Course

## Orbits

Sig : Time :  
 Chief Timekeeper : Ian Sharp (SMART Timing)  
 Results available at [www.smart-timing.co.uk](http://www.smart-timing.co.uk) and [www.speedhive.com](http://www.speedhive.com)  
 Printed: 19/08/2023 10:57:08



motor  
sport  
UK



**DDMC Battle of Britain meeting****Sorted on best lap time****FSRA F2 Sidecars****Cadwell Park 2.173 miles****Warm Up****19/08/2023 11:15****Practice (10:00 Time) started at 11:10:58**

Pos	No.	Name	Make/Model	CC	Class	C Laps	Best Tm	Diff	Best Speed	2nd Best
1	72	P FOUNDS / J WALMSLEY	Honda LCF	600	Sup	6	1:37.859		79.940	1:38.745
2	7	D GIBSON / R GIBBONS	CES Suzuki	600	Sup	6	1:39.976	2.117	78.247	1:40.345
3	8	B ILARIA / A BROWN	DDM Christie	599	Cup	6	1:40.934	3.075	77.504	1:42.642
4	99	S RAMSDEN / M RAMSDEN	LCR Honda	600	Sup	6	1:41.214	3.355	77.290	1:41.395
5	33	S HEGARTY / J NEAVE	Baker Honda	600	Sup	5	1:41.595	3.736	77.000	1:41.759
6	14	W LOCKEY / B BINNS		600	Sup	6	1:43.070	5.211	75.898	1:44.077
7	17	L CRAWFORD / S HARDIE	CES Suzuki	600	SW	3	1:43.248	5.389	75.767	1:47.528
8	32	G HORSPOLE / K COLE	Baker	600	Sup	4	1:43.264	5.405	75.755	1:43.308
9	96	J SAUNDERS / S STOKOE	Baker Honda	600	Cup	5	1:44.274	6.415	75.022	1:44.831
10	97	B DAWSON / M SIMS	LCR Honda	600	Cup	4	1:44.744	6.885	74.685	1:46.320
11	117	D SCHOFIELD / J SMITH	Bellas Yamaha	600	Cup	4	1:46.268	8.409	73.614	1:46.805
12	13	M HEGARTY / R CHILD	Shelbourne	600	SW	4	1:47.105	9.246	73.039	1:47.312
13	71	C SCHOFIELD / T DAWKINS	Baker Honda	600	Cup	6	1:48.127	10.268	72.348	1:48.301
14	37	C MORPHET / W REILLY	LCR Honda	600	Cup	5	1:48.129	10.270	72.347	1:48.302
15	39	B MOORE / A DODD	Ireson Honda F2	600	Cup	6	1:48.891	11.032	71.841	1:48.942
16	20	P D'HENIN / G WHEELER	Hunts	600	Cup	4	1:49.294	11.435	71.576	1:50.949
17	87	C FENWICK / P KNAPTON		600	SW	1	1:52.943	15.084	69.263	
18	25	A BINGHAM / D RYDER	Shelbourne Suzuki	600	Cup	2	1:53.375	15.516	68.999	1:57.666
19	6	T BAKER / L FITZPATRICK	Baker Suzuki	600	Sup				-	

**Announcements**

Outfit No.20 - Transponder giving low battery warning - Please charge before Qualifying

**Clerk of the Course****Orbits**

Sig : Time :  
 Chief Timekeeper : Ian Sharp (SMART Timing)  
 Results available at [www.smart-timing.co.uk](http://www.smart-timing.co.uk) and [www.speedhive.com](http://www.speedhive.com)  
 Printed: 19/08/2023 11:24:14



motor  
sport  
UK

RACE  
WITH  
RESPECT





## DDMC Battle of Britain meeting

## FSRA F2 Sidecars

Cadwell Park 2.173 miles

## Warm Up

19/08/2023 11:15

## Practice (10:00 Time) started at 11:10:58

Lap	Time of Day	Lap Tm	SFSpd
(72) P FOUNDS / J WALMSLEY			
1	11:13:33.377	<b>1:46.457</b>	108.8
2	11:15:13.279	<b>1:39.902</b>	110.4
3	11:16:52.024	<b>1:38.745</b>	110.6
4	11:18:31.907	<b>1:39.883</b>	<b>112.2</b>
5	11:20:09.766	<b>1:37.859</b>	111.8
6	11:21:50.132	<b>1:40.366</b>	107.7

(7) D GIBSON / R GIBBONS			
1	11:13:23.734	<b>1:50.210</b>	109.3
2	11:15:05.620	<b>1:41.886</b>	108.6
3	11:16:47.835	<b>1:42.215</b>	<b>110.0</b>
4	11:18:29.201	<b>1:41.366</b>	110.0
5	11:20:09.546	<b>1:40.345</b>	108.2
6	11:21:49.522	<b>1:39.976</b>	108.2

(8) B ILARIA / A BROWN			
1	11:13:17.746	<b>1:49.232</b>	105.0
2	11:15:02.994	<b>1:45.248</b>	107.0
3	11:16:46.307	<b>1:43.313</b>	106.5
4	11:18:28.949	<b>1:42.642</b>	<b>107.2</b>
5	11:20:12.020	<b>1:43.071</b>	106.9
6	11:21:52.954	<b>1:40.934</b>	107.0

(99) S RAMSDEN / M RAMSDEN			
1	11:13:40.437	<b>1:44.264</b>	107.7
2	11:15:24.645	<b>1:44.208</b>	108.8
3	11:17:07.313	<b>1:42.668</b>	109.5
4	11:18:48.790	<b>1:41.477</b>	<b>109.7</b>
5	11:20:30.185	<b>1:41.395</b>	109.7
6	11:22:11.399	<b>1:41.214</b>	108.9

(33) S HEGARTY / J NEAVE			
1	11:14:19.371	<b>2:06.550</b>	74.2
2	11:16:17.748	<b>1:58.377</b>	105.5
3	11:18:01.256	<b>1:43.508</b>	105.0
4	11:19:42.851	<b>1:41.595</b>	105.5
5	11:21:24.610	<b>1:41.759</b>	<b>106.0</b>

(14) W LOCKEY / B BINNS			
1	11:13:17.002	<b>1:49.527</b>	108.8
2	11:15:02.536	<b>1:45.534</b>	109.5
3	11:16:47.541	<b>1:45.005</b>	<b>110.7</b>
4	11:18:31.807	<b>1:44.266</b>	110.0
5	11:20:14.877	<b>1:43.070</b>	110.0
6	11:21:58.954	<b>1:44.077</b>	108.8

(17) L CRAWFORD / S HARDIE			
1	11:13:24.397	<b>1:47.528</b>	106.0
2	11:15:07.645	<b>1:43.248</b>	<b>110.2</b>
3	11:22:19.622	<b>7:11.977</b>	

(32) G HORSPOLE / K COLE			
1	11:13:23.483	<b>1:50.785</b>	105.2
2	11:15:08.705	<b>1:45.222</b>	<b>107.2</b>
3	11:16:52.013	<b>1:43.308</b>	106.4
4	11:18:35.277	<b>1:43.264</b>	106.2

(96) J SAUNDERS / S STOKOE			
1	11:13:31.452	<b>1:50.813</b>	104.9
2	11:15:18.603	<b>1:47.151</b>	<b>108.4</b>
3	11:17:03.966	<b>1:45.363</b>	106.0
4	11:18:48.797	<b>1:44.831</b>	104.7
5	11:20:33.071	<b>1:44.274</b>	106.4

(97) B DAWSON / M SIMS			
1	11:13:44.511	<b>1:47.458</b>	107.2
2	11:15:31.028	<b>1:46.517</b>	<b>108.9</b>
3	11:17:15.772	<b>1:44.744</b>	108.8
4	11:19:02.092	<b>1:46.320</b>	108.8

(117) D SCHOFIELD / J SMITH			
1	11:13:40.129	<b>1:54.547</b>	105.0

Lap	Time of Day	Lap Tm	SFSpd
2	11:15:28.743	<b>1:48.614</b>	106.4
3	11:17:15.548	<b>1:46.805</b>	<b>106.5</b>
4	11:19:01.816	<b>1:46.268</b>	106.2

(13) M HEGARTY / R CHILD			
1	11:14:10.781	<b>2:00.882</b>	102.5
2	11:16:02.219	<b>1:51.438</b>	103.6
3	11:17:49.531	<b>1:47.312</b>	104.5
4	11:19:36.636	<b>1:47.105</b>	<b>105.3</b>

(71) C SCHOFIELD / T DAWKINS			
1	11:13:40.562	<b>1:55.649</b>	103.1
2	11:15:31.002	<b>1:50.440</b>	<b>105.2</b>
3	11:17:20.857	<b>1:49.855</b>	103.9
4	11:19:09.882	<b>1:49.025</b>	102.6
5	11:20:58.183	<b>1:48.301</b>	104.4
6	11:22:46.310	<b>1:48.127</b>	102.8

(37) C MORPHET / W REILLY			
1	11:13:43.557	<b>1:52.514</b>	100.5
2	11:15:33.624	<b>1:50.067</b>	<b>106.5</b>
3	11:17:21.753	<b>1:48.129</b>	106.2
4	11:19:10.055	<b>1:48.302</b>	106.2
5	11:20:58.603	<b>1:48.548</b>	105.8

(39) B MOORE / A DODD			
1	11:13:29.082	<b>1:51.175</b>	103.7
2	11:15:18.335	<b>1:49.253</b>	<b>104.4</b>
3	11:17:07.226	<b>1:48.891</b>	104.2
4	11:18:56.168	<b>1:48.942</b>	103.1
5	11:20:45.681	<b>1:49.513</b>	102.8
6	11:22:35.083	<b>1:49.402</b>	99.4

(20) P D'HENIN / G WHEELER			
1	11:14:02.899	<b>1:57.471</b>	100.2
2	11:15:56.195	<b>1:53.296</b>	<b>100.9</b>
3	11:17:47.144	<b>1:50.949</b>	100.8
4	11:19:36.438	<b>1:49.294</b>	98.5

(87) C FENWICK / P KNAPTON			
1	11:13:49.129	<b>1:52.943</b>	<b>104.4</b>

(25) A BINGHAM / D RYDER			
1	11:14:03.545	<b>1:57.666</b>	97.8
2	11:15:56.920	<b>1:53.375</b>	<b>98.3</b>

## Clerk of the Course

## Orbits

Sig : Time :  
 Chief Timekeeper : Ian Sharp (SMART Timing)  
 Results available at [www.smart-timing.co.uk](http://www.smart-timing.co.uk) and [www.speedhive.com](http://www.speedhive.com)

Printed: 19/08/2023 11:24:32



# DDMC Battle of Britain meeting

Sorted on best lap time

DDMC Northern Sports & Saloons Cars Championship - A&E

Cadwell Park 2.173 miles

Qualifying 1

19/08/2023 11:35

Practice (15:00 Time) started at 11:30:02

Pos	No.	Name	Make/Model	CC	Class	C Laps	Best Tm	Diff	Best Speed	2nd Best
1	94	Jon WOOLFIT	MK Indy	1400T	A1	8	1:29.902		87.015	1:30.754
2	2	Matty COBB	VW Beetle	2700	A1	8	1:33.942	4.040	83.273	1:35.681
3	4	Thom EVANS	Caterham Duratec	2000	A2	9	1:34.445	4.543	82.829	1:34.565
4	3	Chris HUNTLEY	Subaru Impreza WRX	2000	A1	9	1:38.371	8.469	79.523	1:38.730
5	12	Scott HUBEL	Peugeot 205 T16	2000	A2	8	1:39.590	9.688	78.550	1:39.806
6	65	Ian TOWERS	MK Striker	999	E2	9	1:40.233	10.331	78.046	1:40.569
7	29	Justin COX	Caterham Sigmax	1600	E1	8	1:40.438	10.536	77.887	1:40.900
8	18	Damien McKAY	Westfield	999	A2	7	1:40.499	10.597	77.840	1:41.733
9	42	Steve TOWERS	Ludlow Tigra	2300	A1	9	1:40.685	10.783	77.696	1:40.907
10	17	Drew MYRESCOUGH	Caterham C400	2000	A2	8	1:41.889	11.987	76.778	1:43.927
11	154	Stevie McNAB	Honda Civic Type R	2400	A1	8	1:42.928	13.026	76.003	1:43.020

Clerk of the Course

Orbits

Sig : Time :  
Chief Timekeeper : Ian Sharp (SMART Timing)  
Results available at [www.smart-timing.co.uk](http://www.smart-timing.co.uk) and [www.speedhive.com](http://www.speedhive.com)  
Printed: 19/08/2023 11:48:24



motor  
sport  
UK

RACE  
WITH  
RESPECT

# DDMC Battle of Britain meeting

DDMC Northern Sports & Saloons Cars Championship - A&E

Cadwell Park 2.173 miles

Qualifying 1

19/08/2023 11:35

Practice (15:00 Time) started at 11:30:02

Lap	Time of Day	Lap Tm	SFSpd
(94) Jon WOOLFIT			
1	11:33:02.504	2:01.837	109.7
2	11:34:44.093	1:41.589	112.2
3	11:36:18.616	1:34.523	111.5
4	11:37:51.611	1:32.995	112.2
5	11:39:42.179	1:50.568	111.7
6	11:41:15.610	1:33.431	111.7
7	11:42:45.512	1:29.902	113.0
8	11:44:16.266	1:30.754	111.7

(2) Matty COBB			
1	11:32:45.799	1:50.583	115.9
2	11:34:27.654	1:41.855	119.2
3	11:36:05.194	1:37.540	120.5
4	11:37:42.541	1:37.347	120.0
5	11:40:27.508	2:44.967	
6	11:42:06.668	1:39.160	120.7
7	11:43:40.610	1:33.942	120.7
8	11:45:16.291	1:35.681	120.0

(4) Thom EVANS			
1	11:32:45.543	1:59.992	109.7
2	11:34:31.132	1:45.589	111.7
3	11:36:10.526	1:39.394	111.1
4	11:37:48.786	1:38.260	110.6
5	11:39:33.926	1:45.140	109.1
6	11:41:08.491	1:34.565	110.2
7	11:42:44.382	1:35.891	108.2
8	11:44:18.827	1:34.445	110.4
9	11:45:59.140	1:40.313	76.1

(3) Chris HUNTLEY			
1	11:32:44.977	2:00.465	106.5
2	11:34:29.946	1:44.969	110.4
3	11:36:10.179	1:40.233	106.9
4	11:37:51.716	1:41.537	105.7
5	11:39:36.751	1:45.035	110.0
6	11:41:15.498	1:38.747	109.3
7	11:42:55.260	1:39.762	108.9
8	11:44:33.631	1:38.371	108.9
9	11:46:12.361	1:38.730	109.5

(12) Scott HUBEL			
1	11:32:47.825	1:55.121	101.4
2	11:35:14.938	2:27.113	
3	11:36:59.381	1:44.443	102.8
4	11:38:39.627	1:40.246	102.5
5	11:40:19.874	1:40.247	102.0
6	11:41:59.680	1:39.806	101.7
7	11:43:39.270	1:39.590	100.8
8	11:45:23.204	1:43.934	96.3

(65) Ian TOWERS			
1	11:32:41.542	2:05.139	103.7
2	11:34:33.397	1:51.855	106.4
3	11:36:15.290	1:41.893	106.4
4	11:37:57.667	1:42.377	106.9
5	11:39:44.750	1:47.083	105.7
6	11:41:26.520	1:41.770	105.5
7	11:43:07.089	1:40.569	105.5
8	11:44:48.388	1:41.299	105.5
9	11:46:28.621	1:40.233	104.7

(29) Justin COX			
1	11:32:53.023	1:57.097	91.2
2	11:34:39.303	1:46.280	94.7
3	11:36:22.338	1:43.035	94.1
4	11:38:03.238	1:40.900	95.1
5	11:39:51.846	1:48.608	93.5
6	11:41:32.284	1:40.438	95.2
7	11:43:24.301	1:52.017	93.2
8	11:45:05.231	1:40.930	94.3

(18) Damien McKAY			
1	11:32:31.749	1:49.815	101.2
2	11:34:13.749	1:42.000	99.7
3	11:35:54.248	1:40.499	102.9
4	11:37:47.706	1:53.458	101.8
5	11:41:45.622	3:57.916	
6	11:43:37.979	1:52.357	101.1
7	11:45:19.712	1:41.733	102.0

(42) Steve TOWERS			
1	11:32:45.780	2:02.758	96.6
2	11:34:35.959	1:50.179	118.6
3	11:36:18.336	1:42.377	116.3
4	11:38:01.412	1:43.076	117.7
5	11:39:49.887	1:48.475	114.5
6	11:41:30.913	1:41.026	118.8
7	11:43:11.981	1:41.068	117.7
8	11:44:52.888	1:40.907	120.3
9	11:46:33.573	1:40.685	118.4

(17) Drew MYRESCOUGH			
1	11:33:01.835	2:03.275	100.8
2	11:34:51.726	1:49.891	105.3
3	11:36:36.962	1:45.236	106.9
4	11:38:22.466	1:45.504	109.3
5	11:41:14.247	2:51.781	
6	11:43:06.871	1:52.624	107.7
7	11:44:50.798	1:43.927	108.2
8	11:46:32.687	1:41.889	108.4

(154) Stevie McNAB			
1	11:33:14.804	2:09.751	99.9
2	11:34:57.824	1:43.020	100.3
3	11:36:40.752	1:42.928	100.2
4	11:38:29.934	1:49.182	74.1
5	11:40:44.310	2:14.376	99.4
6	11:42:27.766	1:43.456	99.1
7	11:44:11.546	1:43.780	99.0
8	11:46:24.018	2:12.472	94.4

Clerk of the Course

Sig : Time :  
Chief Timekeeper : Ian Sharp (SMART Timing)  
Results available at [www.smart-timing.co.uk](http://www.smart-timing.co.uk) and [www.speedhive.com](http://www.speedhive.com)  
Printed: 19/08/2023 11:48:42



motor  
sport  
UK

RACE  
WITH  
RESPECT

Orbits

## DDMC Battle of Britain meeting

DDMC Northern Sports & Saloons Cars Championship - A&E

Cadwell Park 2.173 miles

Race 2 - 1st Race

19/08/2023 14:55

Race (15:00 and 1 Laps)

POLE POSITION

1	1 94 Jon WOOLFIT 1:29.902	2 2 Matty COBB 1:33.942
2	3 4 Thom EVANS 1:34.445	4 3 Chris HUNTLEY 1:38.371
3	5 12 Scott HUBEL 1:39.590	6 65 Ian TOWERS 1:40.233
4	7 29 Justin COX 1:40.438	8 18 Damien McKAY 1:40.499
5	9 42 Steve TOWERS 1:40.685	10 17 Drew MYRESCOUGH 1:41.889
6	11 154 Stevie McNAB 1:42.928	

Clerk of the Course

Orbits

Sig : Time :  
Chief Timekeeper : Ian Sharp (SMART Timing)  
Results available at [www.smart-timing.co.uk](http://www.smart-timing.co.uk) and [www.speedhive.com](http://www.speedhive.com)

Printed: 19/08/2023 11:49:58



motor  
sport  
UK

RACE  
WITH  
RESPECT

## DDMC Battle of Britain meeting

DDMC Northern Sports & Saloons Cars Championship - A&E

Cadwell Park 2.173 miles

Race 11 - 2nd Race - AMENDED GRID

20/08/2023 14:45

Race (15:00 and 1 Laps)

AMENDED GRID - Car No.311 added to back of Grid

POLE POSITION

1	1 94 Jon WOOLFIT 1:30.754	2 4 Thom EVANS 1:34.565
2	3 2 Matty COBB 1:35.681	4 3 Chris HUNTLEY 1:38.730
3	5 12 Scott HUBEL 1:39.806	6 65 Ian TOWERS 1:40.569
4	7 29 Justin COX 1:40.900	8 42 Steve TOWERS 1:40.907
5	9 18 Damien McKAY 1:41.733	10 154 Stevie McNAB 1:43.020
6	11 17 Drew MYRESCOUGH 1:43.927	12 311 Sam SMITH

Clerk of the Course

Sig : Time :  
Chief Timekeeper : Ian Sharp (SMART Timing)  
Results available at [www.smart-timing.co.uk](http://www.smart-timing.co.uk) and [www.speedhive.com](http://www.speedhive.com)

Printed: 19/08/2023 16:53:41

Orbits



motor  
sport  
UK





# DDMC Battle of Britain meeting

Sorted on best lap time

SMRC Citroen C1 Cup

Cadwell Park 2.173 miles

Qualifying 2

19/08/2023 12:00

Practice (15:00 Time) started at 11:51:04

Pos	No.	Name	Make/Model	CC	Class	C Laps	Best Tm	Diff	Best Speed	2nd Best
1	1	Sam CORSON	Citroen C1	1000	C1	7	1:58.473		66.030	1:59.059
2	99	Dan MARTIN	Citroen C1	1000	C1	8	1:58.814	0.341	65.841	1:58.902
3	598	Daniel KELL	Citroen C1	1000	Gue	8	1:59.013	0.540	65.731	1:59.216
4	24	Ayden WILSON	Citroen C1	1000	C1N	8	1:59.053	0.580	65.709	1:59.237
5	23	Thomas COMBER	Citroen C1	1000	C1	2	1:59.083	0.610	65.692	2:07.011
6	529	James HITCHEN	Citroen C1	1000	C1N	8	1:59.116	0.643	65.674	1:59.153
7	684	Ralph STURROCK	Citroen C1	1000	C1N	8	1:59.164	0.691	65.647	1:59.515
8	89	Ross DUNN	Citroen C1	1000	C1	8	1:59.167	0.694	65.646	1:59.475
9	51	Murray SCOTT	Citroen C1	1000	C1N	8	1:59.296	0.823	65.575	1:59.535
10	70	Andrew DAVIDSON	Citroen C1	1000	C1	8	1:59.749	1.276	65.327	1:59.807
11	117	Marc NISBET	Citroen C1	1000	C1N	7	1:59.772	1.299	65.314	1:59.984
12	110	Calum CONWAY	Citroen C1	1000	C1	7	1:59.904	1.431	65.242	2:00.301
13	470	Katrina GRAY	Citroen C1	1000	C1	7	2:03.123	4.650	63.536	2:03.577
14	460	John PROCTOR	Citroen C1	1000	C1	7	2:06.711	8.238	61.737	2:06.867
15	88	Henry GILLIESPIE	Citroen C1	1000	C1N				-	

Clerk of the Course

Orbits

Sig : Time :  
Chief Timekeeper : Ian Sharp (SMART Timing)  
Results available at [www.smart-timing.co.uk](http://www.smart-timing.co.uk) and [www.speedhive.com](http://www.speedhive.com)  
Printed: 19/08/2023 12:16:10

# DDMC Battle of Britain meeting

## SMRC Citroen C1 Cup

Cadwell Park 2.173 miles

## Qualifying 2

19/08/2023 12:00

Practice (15:00 Time) started at 11:51:04

Lap	Time of Day	Lap Tm	SFSpd
(1) Sam CORSON			
1	11:54:20.651	<b>2:17.353</b>	74.0
2	11:56:19.781	<b>1:59.130</b>	74.4
3	11:58:20.275	<b>2:00.494</b>	74.5
4	12:00:19.334	<b>1:59.059</b>	74.6
5	12:02:21.261	<b>2:01.927</b>	74.3
6	12:04:22.175	<b>2:00.914</b>	74.5
7	12:06:20.648	<b>1:58.473</b>	74.7

(99) Dan MARTIN			
1	11:54:02.182	<b>2:02.637</b>	74.4
2	11:56:01.596	<b>1:59.414</b>	74.0
3	11:58:00.410	<b>1:58.814</b>	75.1
4	12:00:01.072	<b>2:00.662</b>	74.9
5	12:02:01.880	<b>2:00.808</b>	74.6
6	12:04:01.613	<b>1:59.733</b>	73.5
7	12:06:00.953	<b>1:59.340</b>	74.6
8	12:07:59.855	<b>1:58.902</b>	74.8

(598) Daniel KELL			
1	11:53:38.873	<b>2:01.015</b>	74.2
2	11:55:38.726	<b>1:59.853</b>	75.0
3	11:57:38.176	<b>1:59.450</b>	73.9
4	11:59:37.392	<b>1:59.216</b>	73.7
5	12:01:39.451	<b>2:02.059</b>	73.9
6	12:03:38.981	<b>1:59.530</b>	73.8
7	12:05:38.259	<b>1:59.278</b>	74.2
8	12:07:37.272	<b>1:59.013</b>	74.0

(24) Ayden WILSON			
1	11:53:39.843	<b>2:00.671</b>	73.5
2	11:55:39.543	<b>1:59.700</b>	75.2
3	11:57:40.152	<b>2:00.609</b>	75.2
4	11:59:39.389	<b>1:59.237</b>	74.7
5	12:01:38.442	<b>1:59.053</b>	73.8
6	12:03:51.469	<b>2:13.027</b>	74.2
7	12:05:51.231	<b>1:59.762</b>	75.1
8	12:07:55.670	<b>2:04.439</b>	72.2

(23) Thomas COMBER			
1	11:53:49.054	<b>2:07.011</b>	74.2
2	11:55:48.137	<b>1:59.083</b>	74.5

(529) James HITCHEN			
1	11:53:38.203	<b>1:59.851</b>	72.4
2	11:55:38.507	<b>2:00.304</b>	72.9
3	11:57:38.960	<b>2:00.453</b>	73.7
4	11:59:38.537	<b>1:59.577</b>	73.8
5	12:01:40.461	<b>2:01.924</b>	73.8
6	12:03:39.941	<b>1:59.480</b>	74.2
7	12:05:39.094	<b>1:59.153</b>	74.3
8	12:07:38.210	<b>1:59.116</b>	74.2

(684) Ralph STURROCK			
1	11:54:01.387	<b>2:08.758</b>	73.7
2	11:56:02.657	<b>2:01.270</b>	74.7
3	11:58:02.631	<b>1:59.974</b>	74.8
4	12:00:03.329	<b>2:00.698</b>	72.2
5	12:02:03.989	<b>2:00.660</b>	73.7
6	12:04:03.504	<b>1:59.515</b>	74.2
7	12:06:03.584	<b>2:00.080</b>	74.6
8	12:08:02.748	<b>1:59.164</b>	75.1

(89) Ross DUNN			
1	11:53:47.413	<b>2:01.542</b>	74.4
2	11:55:47.196	<b>1:59.783</b>	74.1
3	11:57:46.671	<b>1:59.475</b>	74.8
4	11:59:46.349	<b>1:59.678</b>	74.2
5	12:01:46.321	<b>1:59.972</b>	73.8
6	12:03:47.576	<b>2:01.255</b>	74.6
7	12:05:46.743	<b>1:59.167</b>	74.5
8	12:07:48.685	<b>2:01.942</b>	75.1

(51) Murray SCOTT			
1	11:53:45.055	<b>2:00.983</b>	74.5
2	11:55:45.208	<b>2:00.153</b>	74.2
3	11:57:44.852	<b>1:59.644</b>	74.7
4	11:59:47.001	<b>2:02.149</b>	75.1
5	12:01:47.080	<b>2:00.079</b>	75.1
6	12:03:46.615	<b>1:59.535</b>	74.6
7	12:05:47.495	<b>2:00.880</b>	75.7
8	12:07:46.791	<b>1:59.296</b>	74.5

(70) Andrew DAVIDSON			
1	11:53:57.888	<b>2:04.706</b>	73.7
2	11:55:57.924	<b>2:00.036</b>	73.6
3	11:57:57.731	<b>1:59.807</b>	74.6
4	12:00:00.365	<b>2:02.634</b>	73.7
5	12:02:00.778	<b>2:00.413</b>	73.3
6	12:04:01.483	<b>2:00.705</b>	71.8
7	12:06:01.824	<b>2:00.341</b>	75.1
8	12:08:01.573	<b>1:59.749</b>	75.1

(117) Marc NISBET			
1	11:54:02.713	<b>2:02.763</b>	74.9
2	11:56:10.344	<b>2:07.631</b>	74.5
3	11:58:10.116	<b>1:59.772</b>	73.4
4	12:00:10.672	<b>2:00.556</b>	73.7
5	12:02:11.396	<b>2:00.724</b>	72.4
6	12:04:13.136	<b>2:01.740</b>	73.8
7	12:06:13.120	<b>1:59.984</b>	74.4

(110) Calum CONWAY			
1	11:54:03.236	<b>2:02.477</b>	74.4
2	11:56:09.846	<b>2:06.610</b>	72.7
3	11:58:10.897	<b>2:01.051</b>	73.9
4	12:00:11.198	<b>2:00.301</b>	73.8
5	12:02:11.814	<b>2:00.616</b>	73.0
6	12:04:11.718	<b>1:59.904</b>	72.9
7	12:06:12.088	<b>2:00.370</b>	73.1

(470) Katrina GRAY			
1	11:54:33.355	<b>2:25.870</b>	71.8
2	11:56:39.558	<b>2:06.203</b>	71.3
3	11:58:44.259	<b>2:04.701</b>	71.4
4	12:00:48.499	<b>2:04.240</b>	71.2
5	12:02:52.076	<b>2:03.577</b>	71.5
6	12:04:55.905	<b>2:03.829</b>	71.6
7	12:06:59.028	<b>2:03.123</b>	71.5

(460) John PROCTOR			
1	11:54:02.294	<b>2:10.611</b>	72.2
2	11:56:13.646	<b>2:11.352</b>	73.1
3	11:58:22.575	<b>2:08.929</b>	72.5
4	12:00:29.286	<b>2:06.711</b>	73.3
5	12:02:36.781	<b>2:07.495</b>	72.8
6	12:04:43.648	<b>2:06.867</b>	73.1
7	12:06:50.653	<b>2:07.005</b>	72.2

Clerk of the Course

Orbits

Sig : Time :  
 Chief Timekeeper : Ian Sharp (SMART Timing)  
 Results available at [www.smart-timing.co.uk](http://www.smart-timing.co.uk) and [www.speedhive.com](http://www.speedhive.com)  
 Printed: 19/08/2023 12:15:53

# DDMC Battle of Britain meeting

**SMRC Citroen C1 Cup**
**Cadwell Park 2.173 miles**
**Race 3 - 1st Race**
**19/08/2023 15:25**
**Race (15:00 Time)**
**POLE POSITION**
**1**
**1**
**1 Sam CORSON**  
 1:58.473

**2**
**99 Dan MARTIN**  
 1:58.814

**2**
**3**
**598 Daniel KELL**  
 1:59.013

**4**
**24 Ayden WILSON**  
 1:59.053

**3**
**5**
**23 Thomas COMBER**  
 1:59.083

**6**
**529 James HITCHEN**  
 1:59.116

**4**
**7**
**684 Ralph STURROCK**  
 1:59.164

**8**
**89 Ross DUNN**  
 1:59.167

**5**
**9**
**51 Murray SCOTT**  
 1:59.296

**10**
**70 Andrew DAVIDSON**  
 1:59.749

**6**
**11**
**117 Marc NISBET**  
 1:59.772

**12**
**110 Calum CONWAY**  
 1:59.904

**7**
**13**
**470 Katrina GRAY**  
 2:03.123

**14**
**460 John PROCTOR**  
 2:06.711

**8**
**15**
**88 Henry GILLIESPIE**
**Clerk of the Course**
**Orbits**
**Sig :** **Time :**  
**Chief Timekeeper : Ian Sharp (SMART Timing)**  
**Results available at [www.smart-timing.co.uk](http://www.smart-timing.co.uk) and [www.speedhive.com](http://www.speedhive.com)**  
**Printed: 19/08/2023 12:15:15**



## DDMC Battle of Britain meeting

Sorted on best lap time

PI FSRA Sidecars

Cadwell Park 2.173 miles

Qualifying 3

19/08/2023 12:25

Practice (15:00 Time) started at 12:14:02

Pos	No.	Name	Make/Model	CC	Class	C Laps	Best Tm	Diff	Best Speed	2nd Best
1	97	B DAWSON / M SIMS	LCR Honda	600	Gue	2	1:45.983		73.812	2:17.106
2	9	G FAIRHURST / B ANDREWS	Windle Kawasaki	900	F1	5	1:47.336	1.353	72.881	1:49.169
3	37	C MORPHET / W REILLY	LCR Honda	600	Gue	6	1:47.600	1.617	72.703	1:49.631
4	14	M BURNS / S WINFROW			F1	4	1:51.714	5.731	70.025	1:52.828
5	88	J STEPHENSON / A MASON	Suzuki	100	F1	3	1:54.325	8.342	68.426	1:54.946
6	18	M BEST / M EASTELL			Gue	5	1:54.936	8.953	68.062	1:56.999
7	56	R GILROY / C SMYTH			F2	4	1:55.480	9.497	67.742	1:55.522
8	54	D QUIRK / S REEVES	Bellas Vincent	1272	Gue	6	1:55.576	9.593	67.685	1:56.238
9	127	G McMAHON / M RANSON	Shelbourne Suzuki	600	F1	7	1:57.790	11.807	66.413	1:59.012
10	30	R BUTLER / J SAUNDERS	Ireson F2	600	Gue	7	1:58.164	12.181	66.203	1:59.719
11	181	D TIBBLES / R GREENWOOD	DDR Yamaha	1100	F1	3	1:58.777	12.794	65.861	2:00.886
12	16	D SALLEH / J FAIRHURST	Ireson Yam T'Cat	599	F2	4	1:59.534	13.551	65.444	2:00.837
13	32	G KNIGHT / S KNIGHT	Yamaha GSR	600	F2	4	2:00.355	14.372	64.998	2:00.748
14	7	A PEARSON / B PEARSON			Gue	5	2:01.326	15.343	64.478	2:01.660
15	967	G HODGSON / D HODGSON	Shelbourne	600	F2	4	2:03.505	17.522	63.340	2:05.332
16	908	S WOOLCOT / T SAVILLE	Derbyshire	600	F2	5	2:07.519	21.536	61.346	2:08.058
17	188	B JUKES / J MILLER	Baker Suzuki	600	Gue	4	2:08.916	22.933	60.681	2:09.213
18	156	J TYRRELL / J THOMAS	Thundercat	600	F2	6	2:22.612	36.629	54.854	2:23.292
19	146	R SAUNDERS / G PYMM			Gue	2	2:34.303	48.320	50.698	2:50.491

Clerk of the Course

Orbits

Sig : Time :  
 Chief Timekeeper : Ian Sharp (SMART Timing)  
 Results available at [www.smart-timing.co.uk](http://www.smart-timing.co.uk) and [www.speedhive.com](http://www.speedhive.com)

Printed: 19/08/2023 12:33:00





## DDMC Battle of Britain meeting

## PI FSRA Sidecars

Cadwell Park 2.173 miles

## Qualifying 3

19/08/2023 12:25

## Practice (15:00 Time) started at 12:14:02

Lap	Time of Day	Lap Tm	SFSpd
(97) B DAWSON / M SIMS			
1	12:17:26.782	<b>2:17.106</b>	<b>107.9</b>
2	12:19:12.765	<b>1:45.983</b>	107.5

(9) G FAIRHURST / B ANDREWS			
1	12:16:53.799	<b>2:01.670</b>	104.5
2	12:18:44.239	<b>1:50.440</b>	105.5
3	12:20:36.799	<b>1:52.560</b>	<b>105.7</b>
4	12:22:24.135	<b>1:47.336</b>	105.7
5	12:24:13.304	<b>1:49.169</b>	105.0

(37) C MORPHET / W REILLY			
1	12:16:49.050	<b>1:56.189</b>	105.3
2	12:18:40.185	<b>1:51.135</b>	106.2
3	12:20:33.185	<b>1:53.000</b>	<b>106.9</b>
4	12:22:23.074	<b>1:49.889</b>	106.2
5	12:24:12.705	<b>1:49.631</b>	106.2
6	12:26:00.305	<b>1:47.600</b>	105.0

(14) M BURNS / S WINFROW			
1	12:16:44.839	<b>2:00.853</b>	105.2
2	12:18:37.978	<b>1:53.139</b>	107.2
3	12:20:30.806	<b>1:52.828</b>	<b>107.7</b>
4	12:22:22.520	<b>1:51.714</b>	106.7

(88) J STEPHENSON / A MASON			
1	12:16:25.753	<b>1:54.946</b>	103.1
2	12:18:20.078	<b>1:54.325</b>	103.9
3	12:20:16.588	<b>1:56.510</b>	103.6

(18) M BEST / M EASTELL			
1	12:16:44.562	<b>2:03.050</b>	106.2
2	12:18:43.121	<b>1:58.559</b>	108.9
3	12:20:44.123	<b>2:01.002</b>	108.4
4	12:22:41.122	<b>1:56.999</b>	<b>109.1</b>
5	12:24:36.058	<b>1:54.936</b>	108.4

(56) R GILROY / C SMYTH			
1	12:16:45.855	<b>1:59.104</b>	96.4
2	12:18:41.335	<b>1:55.480</b>	97.0
3	12:20:39.434	<b>1:58.099</b>	<b>98.0</b>
4	12:22:34.956	<b>1:55.522</b>	96.4

(54) D QUIRK / S REEVES			
1	12:16:58.379	<b>2:02.375</b>	94.7
2	12:18:57.839	<b>1:59.460</b>	<b>97.3</b>
3	12:20:58.335	<b>2:00.496</b>	94.8
4	12:22:57.099	<b>1:58.764</b>	94.1
5	12:24:53.337	<b>1:56.238</b>	93.5
6	12:26:48.913	<b>1:55.576</b>	92.8

(127) G McMAHON / M RANSON			
1	12:16:56.934	<b>2:03.237</b>	102.0
2	12:18:57.349	<b>2:00.415</b>	104.4
3	12:21:00.155	<b>2:02.806</b>	100.5
4	12:22:59.429	<b>1:59.274</b>	<b>105.2</b>
5	12:24:58.441	<b>1:59.012</b>	103.2
6	12:26:56.231	<b>1:57.790</b>	98.1
7	12:28:56.493	<b>2:00.262</b>	98.0

(30) R BUTLER / J SAUNDERS			
1	12:17:07.073	<b>2:05.872</b>	101.2
2	12:19:07.532	<b>2:00.459</b>	<b>101.7</b>
3	12:21:09.569	<b>2:02.037</b>	97.7
4	12:23:09.288	<b>1:59.719</b>	100.5
5	12:25:09.187	<b>1:59.899</b>	99.4
6	12:27:07.351	<b>1:58.164</b>	89.8
7	12:29:14.251	<b>2:06.900</b>	91.1

(181) D TIBBLES / R GREENWOOD			
1	12:16:34.295	<b>2:00.886</b>	97.7
2	12:18:33.072	<b>1:58.777</b>	<b>98.5</b>
3	12:20:34.640	<b>2:01.568</b>	97.0

(16) D SALLEH / J FAIRHURST			
1	12:16:54.042	<b>2:03.306</b>	<b>96.6</b>
2	12:18:56.304	<b>2:02.262</b>	95.7
3	12:20:55.838	<b>1:59.534</b>	94.3
4	12:22:56.675	<b>2:00.837</b>	94.4

(32) G KNIGHT / S KNIGHT			
1	12:16:56.101	<b>2:02.842</b>	96.6
2	12:18:56.849	<b>2:00.748</b>	95.9
3	12:20:57.204	<b>2:00.355</b>	<b>98.5</b>
4	12:22:59.270	<b>2:02.066</b>	97.1

(7) A PEARSON / B PEARSON			
1	12:17:31.117	<b>2:18.329</b>	90.1
2	12:19:38.111	<b>2:06.994</b>	89.8
3	12:21:47.632	<b>2:09.521</b>	87.3
4	12:23:48.958	<b>2:01.326</b>	<b>96.6</b>
5	12:25:50.618	<b>2:01.660</b>	93.3

(967) G HODGSON / D HODGSON			
1	12:16:49.529	<b>2:08.913</b>	91.1
2	12:18:53.034	<b>2:03.505</b>	91.6
3	12:21:01.446	<b>2:08.412</b>	<b>92.8</b>
4	12:23:06.778	<b>2:05.332</b>	90.6

(908) S WOOLCOT / T SAVILLE			
1	12:16:53.416	<b>2:08.328</b>	86.4
2	12:19:01.474	<b>2:08.058</b>	84.9
3	12:21:09.792	<b>2:08.318</b>	<b>88.1</b>
4	12:23:17.311	<b>2:07.519</b>	88.0
5	12:25:25.501	<b>2:08.190</b>	87.2

(188) B JUKES / J MILLER			
1	12:17:36.283	<b>2:20.734</b>	98.1
2	12:19:46.013	<b>2:09.730</b>	<b>99.1</b>
3	12:21:55.226	<b>2:09.213</b>	97.5
4	12:24:04.142	<b>2:08.916</b>	90.1

(156) J TYRRELL / J THOMAS			
1	12:17:08.384	<b>2:23.292</b>	76.9
2	12:19:30.996	<b>2:22.612</b>	<b>77.4</b>
3	12:21:56.257	<b>2:25.261</b>	71.6
4	12:24:23.033	<b>2:26.776</b>	74.9
5	12:26:48.530	<b>2:25.497</b>	74.2
6	12:29:15.851	<b>2:27.321</b>	72.5

(146) R SAUNDERS / G PYMM			
1	12:18:12.446	<b>2:50.491</b>	<b>87.6</b>
2	12:20:46.749	<b>2:34.303</b>	81.5

Clerk of the Course

Orbits

Sig : Time :  
 Chief Timekeeper : Ian Sharp (SMART Timing)  
 Results available at [www.smart-timing.co.uk](http://www.smart-timing.co.uk) and [www.speedhive.com](http://www.speedhive.com)

Printed: 19/08/2023 12:57:02







## DDMC Battle of Britain meeting

PI FSRA Sidecars

Cadwell Park 2.173 miles

Race 1 - 1st Race

19/08/2023 14:30

Race (8 Laps)

POLE POSITION

2

9 G FAIRHURST / B ANDREWS  
1:47.336

4

14 M BURNS / S WINFROW  
1:51.714

6

18 M BEST / M EASTELL  
1:54.936

8

54 D QUIRK / S REEVES  
1:55.576

10

30 R BUTLER / J SAUNDERS  
1:58.164

12

16 D SALLEH / J FAIRHURST  
1:59.534

14

7 A PEARSON / B PEARSON  
2:01.326

16

908 S WOOLCOT / T SAVILLE  
2:07.519

18

156 J TYRRELL / J THOMAS  
2:22.612

1

97 B DAWSON / M SIMS  
1:45.983

3

37 C MORPHET / W REILLY  
1:47.600

5

88 J STEPHENSON / A MASON  
1:54.325

7

56 R GILROY / C SMYTH  
1:55.480

9

127 G McMAHON / M RANSON  
1:57.790

11

181 D TIBBLES / R GREENWOOD  
1:58.777

13

32 G KNIGHT / S KNIGHT  
2:00.355

15

967 G HODGSON / D HODGSON  
2:03.505

17

188 B JUKES / J MILLER  
2:08.916

19

146 R SAUNDERS / G PYMM  
2:34.303

1

2

3

4

5

6

7

8

9

10

Clerk of the Course

Orbits

Sig : Time :  
 Chief Timekeeper : Ian Sharp (SMART Timing)  
 Results available at [www.smart-timing.co.uk](http://www.smart-timing.co.uk) and [www.speedhive.com](http://www.speedhive.com)

Printed: 19/08/2023 12:34:05





## DDMC Battle of Britain meeting

Sorted on best lap time

FSRA F2 Sidecars

Cadwell Park 2.173 miles

Qualifying 4

19/08/2023 12:50

Practice (15:00 Time) started at 12:36:25

Pos	No.	Name	Make/Model	CC	Class	C Laps	Best Tm	Diff	Best Speed	2nd Best
1	72	P FOUNDS / J WALMSLEY	Honda LCF	600	Sup	8	1:36.219		81.302	1:36.253
2	99	S RAMSDEN / M RAMSDEN	LCR Honda	600	Sup	7	1:38.528	2.309	79.397	1:39.450
3	33	S HEGARTY / J NEAVE	Baker Honda	600	Sup	7	1:39.377	3.158	78.718	1:39.525
4	7	D GIBSON / R GIBBONS	CES Suzuki	600	Sup	8	1:39.632	3.413	78.517	1:39.845
5	87	C FENWICK / P KNAPTON		600	SW	8	1:40.234	4.015	78.045	1:40.247
6	8	B ILARIA / A BROWN	DDM Christie	599	Cup	7	1:40.328	4.109	77.972	1:40.760
7	14	W LOCKEY / B BINNS		600	Sup	9	1:41.346	5.127	77.189	1:42.029
8	97	B DAWSON / M SIMS	LCR Honda	600	Cup	5	1:42.015	5.796	76.683	1:42.070
9	32	G HORSPOLE / K COLE	Baker	600	Sup	5	1:42.372	6.153	76.415	1:42.540
10	96	J SAUNDERS / S STOKOE	Baker Honda	600	Cup	6	1:43.208	6.989	75.796	1:43.646
11	117	D SCHOFIELD / J SMITH	Bellas Yamaha	600	Cup	8	1:44.396	8.177	74.934	1:44.450
12	37	C MORPHET / W REILLY	LCR Honda	600	Cup	3	1:45.812	9.593	73.931	1:47.142
13	13	M HEGARTY / R CHILD	Shelbourne	600	SW	6	1:45.839	9.620	73.912	1:46.223
14	71	C SCHOFIELD / T DAWKINS	Baker Honda	600	Cup	6	1:47.906	11.687	72.496	1:48.180
15	20	P D'HENIN / G WHEELER	Hunts	600	Cup	3	1:47.990	11.771	72.440	1:49.177
16	39	B MOORE / A DODD	Ireson Honda F2	600	Cup	7	1:48.195	11.976	72.303	1:48.509
17	25	A BINGHAM / D RYDER	Shelbourne Suzuki	600	Cup	2	1:50.087	13.868	71.060	1:54.907
18	6	T BAKER / L FITZPATRICK	Baker Suzuki	600	Sup				-	
19	17	L CRAWFORD / S HARDIE	CES Suzuki	600	SW				-	

Clerk of the Course

Orbits

Sig : Time :  
 Chief Timekeeper : Ian Sharp (SMART Timing)  
 Results available at [www.smart-timing.co.uk](http://www.smart-timing.co.uk) and [www.speedhive.com](http://www.speedhive.com)

Printed: 19/08/2023 12:56:10





## DDMC Battle of Britain meeting

## FSRA F2 Sidecars

Cadwell Park 2.173 miles

## Qualifying 4

19/08/2023 12:50

## Practice (15:00 Time) started at 12:36:25

Lap	Time of Day	Lap Tm	SFSpd
(72) P FOUNDS / J WALMSLEY			
1	12:39:25.414	<b>1:56.949</b>	94.5
2	12:41:41.980	<b>2:16.566</b>	
3	12:43:30.210	<b>1:48.230</b>	108.6
4	12:45:07.676	<b>1:37.466</b>	109.1
5	12:46:44.880	<b>1:37.204</b>	109.5
6	12:48:23.198	<b>1:38.318</b>	109.7
7	12:49:59.451	<b>1:36.253</b>	109.8
8	12:51:35.670	<b>1:36.219</b>	110.0

(99) S RAMSDEN / M RAMSDEN			
1	12:39:01.545	<b>1:44.914</b>	110.2
2	12:40:44.922	<b>1:43.377</b>	111.8
3	12:42:26.191	<b>1:41.269</b>	110.0
4	12:44:05.924	<b>1:39.733</b>	109.5
5	12:45:44.452	<b>1:38.528</b>	109.3
6	12:47:23.902	<b>1:39.450</b>	109.3
7	12:49:05.722	<b>1:41.820</b>	109.3

(33) S HEGARTY / J NEAVE			
1	12:39:05.806	<b>1:44.330</b>	107.2
2	12:40:47.067	<b>1:41.261</b>	106.9
3	12:42:28.488	<b>1:41.421</b>	107.4
4	12:44:08.458	<b>1:39.970</b>	106.4
5	12:45:47.835	<b>1:39.377</b>	106.2
6	12:47:27.712	<b>1:39.877</b>	106.2
7	12:49:07.237	<b>1:39.525</b>	106.9

(7) D GIBSON / R GIBBONS			
1	12:39:24.793	<b>1:55.419</b>	105.8
2	12:41:20.029	<b>1:55.236</b>	106.9
3	12:43:00.895	<b>1:40.866</b>	108.2
4	12:44:40.527	<b>1:39.632</b>	108.6
5	12:46:20.704	<b>1:40.177</b>	108.1
6	12:48:00.799	<b>1:40.095</b>	109.5
7	12:49:41.631	<b>1:40.832</b>	107.7
8	12:51:21.476	<b>1:39.845</b>	108.4

(87) C FENWICK / P KNAPTON			
1	12:39:00.668	<b>1:47.635</b>	105.3
2	12:40:44.416	<b>1:43.748</b>	107.4
3	12:42:28.225	<b>1:43.809</b>	107.0
4	12:44:10.574	<b>1:42.349</b>	107.0
5	12:45:51.202	<b>1:40.628</b>	107.2
6	12:47:31.436	<b>1:40.234</b>	107.5
7	12:49:11.683	<b>1:40.247</b>	107.9
8	12:50:52.751	<b>1:41.068</b>	107.9

(8) B ILARIA / A BROWN			
1	12:38:40.270	<b>1:46.004</b>	104.9
2	12:40:22.578	<b>1:42.308</b>	106.4
3	12:42:03.569	<b>1:40.991</b>	106.9
4	12:43:43.897	<b>1:40.328</b>	106.7
5	12:45:24.657	<b>1:40.760</b>	106.9
6	12:47:05.445	<b>1:40.788</b>	106.5
7	12:48:46.796	<b>1:41.351</b>	106.4

(14) W LOCKEY / B BINNS			
1	12:38:50.884	<b>1:45.029</b>	108.2
2	12:40:33.699	<b>1:42.815</b>	109.1
3	12:42:15.728	<b>1:42.029</b>	109.1
4	12:43:57.829	<b>1:42.101</b>	109.5
5	12:45:40.967	<b>1:43.138</b>	108.4
6	12:47:24.556	<b>1:43.589</b>	110.2
7	12:49:06.734	<b>1:42.178</b>	110.6
8	12:50:48.080	<b>1:41.346</b>	109.8
9	12:52:30.390	<b>1:42.310</b>	110.6

(97) B DAWSON / M SIMS			
1	12:39:05.546	<b>1:47.111</b>	107.7
2	12:40:50.625	<b>1:45.079</b>	107.2
3	12:42:32.640	<b>1:42.015</b>	110.7
4	12:44:16.175	<b>1:43.535</b>	108.4

Lap	Time of Day	Lap Tm	SFSpd
5	12:45:58.245	<b>1:42.070</b>	108.8
(32) G HORSPOLE / K COLE			
1	12:38:46.847	<b>1:46.572</b>	105.0
2	12:40:29.219	<b>1:42.372</b>	106.4
3	12:42:12.155	<b>1:42.936</b>	106.2
4	12:43:54.695	<b>1:42.540</b>	106.2
5	12:45:37.684	<b>1:42.989</b>	105.2

(96) J SAUNDERS / S STOKOE			
1	12:38:56.190	<b>1:48.864</b>	105.5
2	12:40:40.406	<b>1:44.216</b>	105.8
3	12:42:24.052	<b>1:43.646</b>	105.8
4	12:44:12.428	<b>1:48.376</b>	106.5
5	12:45:57.169	<b>1:44.741</b>	106.4
6	12:47:40.377	<b>1:43.208</b>	106.7

(117) D SCHOFIELD / J SMITH			
1	12:38:58.182	<b>1:47.931</b>	106.2
2	12:40:44.768	<b>1:46.586</b>	108.2
3	12:42:31.172	<b>1:46.404</b>	106.4
4	12:44:15.622	<b>1:44.450</b>	106.9
5	12:46:00.365	<b>1:44.743</b>	107.0
6	12:47:44.821	<b>1:44.456</b>	106.4
7	12:49:29.631	<b>1:44.810</b>	106.2
8	12:51:14.027	<b>1:44.396</b>	105.7

(37) C MORPHET / W REILLY			
1	12:38:59.609	<b>1:48.898</b>	105.8
2	12:40:45.421	<b>1:45.812</b>	107.7
3	12:42:32.563	<b>1:47.142</b>	107.4

(13) M HEGARTY / R CHILD			
1	12:39:05.833	<b>1:49.630</b>	101.5
2	12:40:53.023	<b>1:47.190</b>	105.2
3	12:42:40.313	<b>1:47.290</b>	103.7
4	12:44:26.536	<b>1:46.223</b>	104.4
5	12:46:12.375	<b>1:45.839</b>	104.2
6	12:48:00.401	<b>1:48.026</b>	103.9

(71) C SCHOFIELD / T DAWKINS			
1	12:39:17.297	<b>1:52.907</b>	103.1
2	12:41:05.203	<b>1:47.906</b>	103.9
3	12:46:35.734	<b>5:30.531</b>	92.1
4	12:48:26.427	<b>1:50.693</b>	103.2
5	12:50:16.512	<b>1:50.085</b>	103.7
6	12:52:04.692	<b>1:48.180</b>	103.9

(20) P D'HENIN / G WHEELER			
1	12:39:04.598	<b>1:51.452</b>	100.9
2	12:40:52.588	<b>1:47.990</b>	102.6
3	12:42:41.765	<b>1:49.177</b>	102.6

(39) B MOORE / A DODD			
1	12:38:55.033	<b>1:51.063</b>	103.2
2	12:40:43.936	<b>1:48.903</b>	104.5
3	12:42:32.131	<b>1:48.195</b>	103.7
4	12:44:21.689	<b>1:49.558</b>	98.1
5	12:46:10.198	<b>1:48.509</b>	102.9
6	12:50:34.987	<b>4:24.789</b>	
7	12:52:30.115	<b>1:55.128</b>	102.3

(25) A BINGHAM / D RYDER			
1	12:39:00.875	<b>1:54.907</b>	96.3
2	12:40:50.962	<b>1:50.087</b>	94.7

## Clerk of the Course

## Orbits

Sig : Time :  
 Chief Timekeeper : Ian Sharp (SMART Timing)  
 Results available at [www.smart-timing.co.uk](http://www.smart-timing.co.uk) and [www.speedhive.com](http://www.speedhive.com)

Printed: 19/08/2023 12:56:45



**DDMC Battle of Britain meeting**

FSRA F2 Sidecars

Cadwell Park 2.173 miles

Race 4 - 1st Race

19/08/2023 15:55

Race (10 Laps)

POLE POSITION

2

99 S RAMSDEN / M RAMSDEN  
1:38.528

4

7 D GIBSON / R GIBBONS  
1:39.632

6

8 B ILARIA / A BROWN  
1:40.328

8

97 B DAWSON / M SIMS  
1:42.015

10

96 J SAUNDERS / S STOKOE  
1:43.208

12

37 C MORPHET / W REILLY  
1:45.812

14

71 C SCHOFIELD / T DAWKINS  
1:47.906

16

39 B MOORE / A DODD  
1:48.195

18

6 T BAKER / L FITZPATRICK

1

72 P FOUNDS / J WALMSLEY  
1:36.219

3

33 S HEGARTY / J NEAVE  
1:39.377

5

87 C FENWICK / P KNAPTON  
1:40.234

7

14 W LOCKEY / B BINNS  
1:41.346

9

32 G HORSPOLE / K COLE  
1:42.372

11

117 D SCHOFIELD / J SMITH  
1:44.396

13

13 M HEGARTY / R CHILD  
1:45.839

15

20 P D'HENIN / G WHEELER  
1:47.990

17

25 A BINGHAM / D RYDER  
1:50.087

19

17 L CRAWFORD / S HARDIE

1

2

3

4

5

6

7

8

9

10

Clerk of the Course

Orbits

Sig : Time :  
 Chief Timekeeper : Ian Sharp (SMART Timing)  
 Results available at [www.smart-timing.co.uk](http://www.smart-timing.co.uk) and [www.speedhive.com](http://www.speedhive.com)

Printed: 19/08/2023 12:55:50



## DDMC Battle of Britain meeting

Sorted on best lap time

DDMC Northern Sports & Saloons Cars Championship - B, C, D & Madwell Park 2.173 miles

Qualifying 5

19/08/2023 14:00

Practice (15:00 Time) started at 13:59:46

Pos	No.	Name	Make/Model	CC	Class	C Laps	Best Tm	Diff	Best Speed	2nd Best
1	44	Michael CUTT	BMW M3	3200	B	9	1:35.918		81.557	1:37.521
2	1	Mike WILLIAMSON	Mitsubishi EVO4	2000T	B	9	1:40.419	4.501	77.902	1:40.542
3	89	Daniel KELL	Ford Sierra XR4x4	1993T	B	9	1:40.784	4.866	77.619	1:41.731
4	31	Gary BOWERS	BMW 315	3000T	B	9	1:41.324	5.406	77.206	1:41.401
5	78	Alex PRENTICE	VW Golf	2000T	B	8	1:43.224	7.306	75.785	1:44.058
6	43	Sam COWBURN	BMW 328i	2800	B	8	1:43.295	7.377	75.733	1:44.288
7	88	Martin WHITEHOUSE	BMW 328	2800	B	8	1:43.829	7.911	75.343	1:43.985
8	87	Stephen KELL	Ford Sierra XR4x4	1998T	B	8	1:43.996	8.078	75.222	1:44.258
9	123	Stephen REECE	Lotus Elise	1800	C	8	1:45.562	9.644	74.106	1:45.576
10	57	Phil JORDAN	Honda Civic Type R	2000	C	8	1:47.744	11.826	72.605	1:48.340
11	13	James McCANN	Mazda MX5	1600	M	8	1:48.499	12.581	72.100	1:48.972
12	217	Steven SOMERVILLE	BMW E36 Compact	1900	C	5	1:49.197	13.279	71.639	1:50.014
13	10	Paul LIGHTBURN	BMW 135i	3000T	B	8	1:49.439	13.521	71.481	1:49.485
14	68	Stephen ROBINSON	Mazda MX5	1600	M	8	1:49.756	13.838	71.274	1:50.183
15	11	Madeline HUBEL	Peugeot 206	2000	C	8	1:50.757	14.839	70.630	1:51.848
16	55	Tom BOWES	Porsche Boxster	3200	B	8	1:51.482	15.564	70.171	1:51.930
17	53	Stephen REED	Mazda MX5	1600	M	7	1:55.332	19.414	67.829	1:56.043
18	77	Luke BOWERS	Renault Clio	2000	C	7	1:57.078	21.160	66.817	1:57.410
19	25	John ARMSTRONG	Porsche 924s	2500	B	8	1:58.086	22.168	66.247	1:58.688
20	82	Stephen HORNER	Mazda MX5	1600	M	7	2:06.839	30.921	61.675	2:07.803
21	188	Brian JUKES	VW Lupo	1600	D	2	2:10.672	34.754	59.866	2:18.652

### Announcements

Car No's 87 & 217 - No working transponders - Please fix before 1st Race

Clerk of the Course

Orbits

Sig : Time :  
Chief Timekeeper : Ian Sharp (SMART Timing)  
Results available at [www.smart-timing.co.uk](http://www.smart-timing.co.uk) and [www.speedhive.com](http://www.speedhive.com)  
Printed: 19/08/2023 14:18:12



RACE  
WITH  
RESPECT



## DDMC Battle of Britain meeting

DDMC Northern Sports & Saloons Cars Championship - B, C, D & Madwell Park 2.173 miles

Qualifying 5

19/08/2023 14:00

Practice (15:00 Time) started at 13:59:46

Lap	Time of Day	Lap Tm	SFSpd
(44) Michael CUTT			
1	14:01:47.907	1:46.860	109.3
2	14:03:25.729	1:37.822	109.7
3	14:05:06.563	1:40.834	108.8
4	14:06:46.725	1:40.162	109.1
5	14:09:22.054	2:35.329	
6	14:11:00.632	1:38.578	110.9
7	14:12:38.153	1:37.521	110.7
8	14:14:14.071	1:35.918	110.0
9	14:15:54.489	1:40.418	93.3

(1) Mike WILLIAMSON			
1	14:01:59.863	1:52.978	107.7
2	14:03:43.984	1:44.121	112.2
3	14:05:24.526	1:40.542	112.6
4	14:07:05.420	1:40.894	113.9
5	14:08:58.346	1:52.926	111.1
6	14:10:40.437	1:42.091	111.3
7	14:12:20.856	1:40.419	112.2
8	14:14:01.841	1:40.985	110.2
9	14:15:58.914	1:57.073	98.5

(89) Daniel KELL			
1	14:02:16.445	1:58.870	101.5
2	14:04:01.694	1:45.249	101.7
3	14:05:45.251	1:43.557	103.2
4	14:07:26.982	1:41.731	102.1
5	14:09:09.241	1:42.259	103.1
6	14:10:51.837	1:42.596	101.5
7	14:13:02.947	2:11.110	103.1
8	14:14:45.675	1:42.728	102.3
9	14:16:26.459	1:40.784	102.9

(31) Gary BOWERS			
1	14:02:27.295	2:03.376	102.1
2	14:04:12.314	1:45.019	105.5
3	14:06:00.644	1:48.330	104.0
4	14:07:43.034	1:42.390	105.0
5	14:09:26.476	1:43.442	101.8
6	14:11:07.800	1:41.324	105.8
7	14:12:53.969	1:46.169	104.9
8	14:14:35.370	1:41.401	105.3
9	14:16:23.997	1:48.627	75.2

(78) Alex PRENTICE			
1	14:02:34.945	2:06.876	
2	14:04:29.397	1:54.452	
3	14:06:15.181	1:45.784	
4	14:07:59.353	1:44.172	
5	14:09:47.109	1:47.756	
6	14:11:31.583	1:44.474	
7	14:13:15.641	1:44.058	
8	14:14:58.865	1:43.224	

(43) Sam COWBURN			
1	14:02:03.826	1:58.307	93.6
2	14:03:50.658	1:46.832	94.0
3	14:05:36.198	1:45.540	93.7
4	14:07:22.156	1:45.958	92.9
5	14:09:06.444	1:44.288	93.2
6	14:10:57.649	1:51.205	94.7
7	14:12:45.698	1:48.049	94.0
8	14:14:28.993	1:43.295	93.6

(88) Martin WHITEHOUSE			
1	14:01:59.079	1:52.750	98.4
2	14:03:44.095	1:45.016	98.3
3	14:05:28.503	1:44.408	99.1
4	14:07:15.873	1:47.370	98.4
5	14:08:59.858	1:43.985	99.4
6	14:10:43.687	1:43.829	98.5
7	14:12:41.953	1:58.266	99.1
8	14:14:26.828	1:44.875	94.0

(87) Stephen KELL			
1	14:02:20.327	2:01.092	
2	14:04:06.318	1:45.991	
3	14:05:50.788	1:44.470	
4	14:07:35.046	1:44.258	
5	14:09:19.042	1:43.996	
6	14:11:03.482	1:44.440	
7	14:12:47.822	1:44.340	
8	14:15:11.252	2:23.430	

(123) Stephen REECE			
1	14:02:49.191	2:00.823	94.5
2	14:04:43.023	1:53.832	78.0
3	14:06:48.348	2:05.325	94.3
4	14:08:33.910	1:45.562	93.7
5	14:10:19.547	1:45.637	91.3
6	14:12:08.512	1:48.965	94.5
7	14:13:54.088	1:45.576	92.4
8	14:15:42.525	1:48.437	89.0

(57) Phil JORDAN			
1	14:02:42.113	2:07.295	88.2
2	14:04:41.238	1:59.125	93.2
3	14:06:35.687	1:54.449	93.1
4	14:08:26.463	1:50.776	95.3
5	14:10:15.218	1:48.755	96.3
6	14:12:02.962	1:47.744	96.4
7	14:13:51.302	1:48.340	94.9
8	14:16:00.437	2:09.135	73.5

(13) James McCANN			
1	14:02:43.037	1:59.947	87.2
2	14:04:39.100	1:56.063	85.9
3	14:06:31.746	1:52.646	83.1
4	14:08:22.789	1:51.043	84.8
5	14:10:13.786	1:50.997	85.8
6	14:12:04.435	1:50.649	85.6
7	14:13:52.934	1:48.499	85.7
8	14:15:41.906	1:48.972	85.1

(217) Steven SOMERVILLE			
1	14:06:36.718	3:45.861	
2	14:08:29.024	1:52.306	
3	14:10:19.038	1:50.014	
4	14:13:57.066	3:38.028	
5	14:15:46.263	1:49.197	

(10) Paul LIGHTBURN			
1	14:02:05.990	1:55.518	98.0
2	14:03:55.490	1:49.500	102.0
3	14:05:45.200	1:49.710	98.7
4	14:07:37.300	1:52.100	99.0
5	14:09:29.377	1:52.077	100.5
6	14:11:18.816	1:49.439	97.8
7	14:13:09.189	1:50.373	100.9
8	14:14:58.674	1:49.485	97.8

(68) Stephen ROBINSON			
1	14:02:42.969	2:00.365	83.5
2	14:04:51.727	2:08.758	83.6
3	14:07:03.547	2:11.820	82.6
4	14:08:54.425	1:50.878	84.5
5	14:10:45.323	1:50.898	85.5
6	14:12:35.079	1:49.756	85.2
7	14:14:25.262	1:50.183	83.7
8	14:16:25.295	2:00.033	83.6

(11) Madeline HUBEL			
1	14:02:16.290	2:03.271	93.5
2	14:04:11.073	1:54.783	95.6
3	14:06:03.905	1:52.832	95.5
4	14:07:56.485	1:52.580	95.9
5	14:09:51.813	1:55.328	95.5

Lap	Time of Day	Lap Tm	SFSpd
6	14:11:44.393	1:52.580	95.2
7	14:13:36.241	1:51.848	95.6
8	14:15:26.998	1:50.757	95.5

(55) Tom BOWES			
1	14:02:38.466	2:08.409	96.3
2	14:04:34.703	1:56.237	98.3
3	14:06:30.866	1:56.163	95.3
4	14:08:27.010	1:56.144	83.7
5	14:10:23.279	1:56.269	97.8
6	14:12:14.761	1:51.482	99.1
7	14:14:06.691	1:51.930	96.8
8	14:16:00.326	1:53.635	97.1

(53) Stephen REED			
1	14:02:41.176	2:09.362	83.4
2	14:04:40.172	1:58.996	84.3
3	14:06:48.057	2:07.885	82.7
4	14:09:03.996	2:15.939	83.6
5	14:11:00.672	1:56.676	83.7
6	14:12:56.715	1:56.043	84.7
7	14:14:52.047	1:55.332	83.1

(77) Luke BOWERS			
1	14:02:30.153	2:07.530	87.8
2	14:04:48.235	2:18.082	74.2
3	14:06:54.136	2:05.901	87.5
4	14:08:54.371	2:00.235	67.2
5	14:10:57.418	2:03.047	83.7
6	14:12:54.496	1:57.078	86.8
7	14:14:51.906	1:57.410	74.6

(25) John ARMSTRONG			
1	14:02:37.502	2:08.577	87.8
2	14:04:38.716	2:01.214	87.8
3	14:06:40.746	2:02.030	88.0
4	14:08:41.466	2:00.720	88.4
5	14:10:40.875	1:59.409	88.4
6	14:12:41.111	2:00.236	88.8
7	14:14:39.197	1:58.086	88.5
8	14:16:37.885	1:58.688	88.6

(82) Stephen HORNER			
1	14:02:56.834	2:14.422	79.7
2	14:05:10.602	2:13.768	77.4
3	14:07:23.075	2:12.473	79.0
4	14:09:33.200	2:10.125	80.3
5	14:11:40.039	2:06.839	79.5
6	14:13:47.842	2:07.803	79.2
7	14:15:56.973	2:09.131	79.4

(188) Brian JUKES			
1	14:02:59.429	2:18.652	83.1
2	14:05:10.101	2:10.672	84.4

Clerk of the Course

Sig : Time :  
Chief Timekeeper : Ian Sharp (SMART Timing)  
Results available at [www.smart-timing.co.uk](http://www.smart-timing.co.uk) and [www.speedhive.com](http://www.speedhive.com)  
Printed: 19/08/2023 14:18:30

Orbits

## DDMC Battle of Britain meeting

DDMC Northern Sports & Saloons Cars Championship - B, C, D & Madwell Park 2.173 miles

Race 5 - 1st Race

19/08/2023 16:25

Race (15:00 and 1 Laps)

POLE POSITION

1	1 44 Michael CUTT 1:35.918	2 1 Mike WILLIAMSON 1:40.419
2	3 89 Daniel KELL 1:40.784	4 31 Gary BOWERS 1:41.324
3	5 78 Alex PRENTICE 1:43.224	6 43 Sam COWBURN 1:43.295
4	7 88 Martin WHITEHOUSE 1:43.829	8 87 Stephen KELL 1:43.996
5	9 123 Stephen REECE 1:45.562	10 57 Phil JORDAN 1:47.744
6	11 13 James McCANN 1:48.499	12 217 Steven SOMERVILLE 1:49.197
7	13 10 Paul LIGHTBURN 1:49.439	14 68 Stephen ROBINSON 1:49.756
8	15 11 Madeline HUBEL 1:50.757	16 55 Tom BOWES 1:51.482
9	17 53 Stephen REED 1:55.332	18 77 Luke BOWERS 1:57.078
10	19 25 John ARMSTRONG 1:58.086	20 82 Stephen HORNER 2:06.839

Clerk of the Course

Orbits

Sig : Time :  
Chief Timekeeper : Ian Sharp (SMART Timing)  
Results available at [www.smart-timing.co.uk](http://www.smart-timing.co.uk) and [www.speedhive.com](http://www.speedhive.com)

Printed: 19/08/2023 14:20:23

## DDMC Battle of Britain meeting

DDMC Northern Sports & Saloons Cars Championship - B, C, D & Madwell Park 2.173 miles

Race 5 - 1st Race

19/08/2023 16:25

Race (15:00 and 1 Laps)



11	21
	188 Brian JUKES 2:10.672

## DDMC Battle of Britain meeting

DDMC Northern Sports & Saloons Cars Championship - B, C, D & Madwell Park 2.173 miles

Race 8 - 2nd Race

20/08/2023 12:05

Race (15:00 and 1 Laps)

POLE POSITION

1	1 44 Michael CUTT 1:37.521	2 1 Mike WILLIAMSON 1:40.542
2	3 31 Gary BOWERS 1:41.401	4 89 Daniel KELL 1:41.731
3	5 88 Martin WHITEHOUSE 1:43.985	6 78 Alex PRENTICE 1:44.058
4	7 87 Stephen KELL 1:44.258	8 43 Sam COWBURN 1:44.288
5	9 123 Stephen REECE 1:45.576	10 57 Phil JORDAN 1:48.340
6	11 13 James McCANN 1:48.972	12 10 Paul LIGHTBURN 1:49.485
7	13 217 Steven SOMERVILLE 1:50.014	14 68 Stephen ROBINSON 1:50.183
8	15 11 Madeline HUBEL 1:51.848	16 55 Tom BOWES 1:51.930
9	17 53 Stephen REED 1:56.043	18 77 Luke BOWERS 1:57.410
10	19 25 John ARMSTRONG 1:58.688	20 82 Stephen HORNER 2:07.803

Clerk of the Course

Orbits

Sig : Time :  
Chief Timekeeper : Ian Sharp (SMART Timing)  
Results available at [www.smart-timing.co.uk](http://www.smart-timing.co.uk) and [www.speedhive.com](http://www.speedhive.com)

Printed: 19/08/2023 14:22:41



motor  
sport  
UK



RACE  
WITH  
RESPECT

## DDMC Battle of Britain meeting

DDMC Northern Sports & Saloons Cars Championship - B, C, D & Madwell Park 2.173 miles

Race 8 - 2nd Race

20/08/2023 12:05

Race (15:00 and 1 Laps)



11	21
	188 Brian JUKES 2:18.652





## DDMC Battle of Britain meeting

Sorted on Laps

PI FSRA Sidecars

Cadwell Park 2.173 miles

Race 1 - 1st Race

19/08/2023 14:30

Race (8 Laps) started at 14:28:00

Pos	No.	Name	Make/Model	CC	Class	C Laps	Total Tm	Diff	Best Tm	In Lap	2nd Best
1	97	B DAWSON / M SIMS	LCR Honda	600	Gue	8	14:19.529		1:44.685	2	1:45.350
2	9	G FAIRHURST / B ANDREWS	Windle Kawasaki	900	F1	8	14:52.176	32.647	1:47.724	3	1:47.771
3	14	M BURNS / S WINFROW			F1	8	15:08.415	48.886	1:50.101	2	1:51.032
4	18	M BEST / M EASTELL			Gue	8	15:10.066	50.537	1:52.350	4	1:52.412
5	88	J STEPHENSON / A MASON	Suzuki	100	F1	8	15:31.092	1:11.563	1:53.238	2	1:53.696
6	54	D QUIRK / S REEVES	Bellas Vincent	1272	Gue	8	15:40.292	1:20.763	1:55.191	6	1:55.454
7	127	G McMAHON / M RANSON	Shelbourne Suzuki	600	F1	8	15:50.063	1:30.534	1:56.576	3	1:57.249
8	30	R BUTLER / J SAUNDERS	Ireson F2	600	Gue	8	15:50.261	1:30.732	1:56.050	5	1:56.282
9	7	A PEARSON / B PEARSON			Gue	8	15:51.481	1:31.952	1:55.967	8	1:56.647
10	181	D TIBBLES / R GREENWOOD	DDR Yamaha	1100	F1	8	15:53.572	1:34.043	1:56.541	2	1:56.750
11	56	R GILROY / C SMYTH			F2	8	16:07.053	1:47.524	1:56.047	7	1:56.460
12	32	G KNIGHT / S KNIGHT	Yamaha GSR	600	F2	7	14:24.866	1 Lap	2:01.236	2	2:01.305
13	908	S WOOLCOT / T SAVILLE	Derbyshire	600	F2	7	14:55.428	1 Lap	2:04.894	3	2:05.423
14	967	G HODGSON / D HODGSON	Shelbourne	600	F2	7	15:12.027	1 Lap	2:06.376	1	2:07.521
15	188	B JUKES / J MILLER	Baker Suzuki	600	Gue	7	15:13.021	1 Lap	2:06.894	2	2:07.911
16	156	J TYRRELL / J THOMAS	Thundercat	600	F2	6	14:53.388	2 Laps	2:24.304	2	2:26.674
Not classified											
DNF	16	D SALLEH / J FAIRHURST	Ireson Yam T'Cat	599	F2	6	11:45.863	DNF	1:55.425	4	1:55.559
DNF	146	R SAUNDERS / G PYMM			Gue	2	5:26.270	DNF	2:28.050	2	2:37.493
DNS	37	C MORPHET / W REILLY	LCR Honda	600	Gue			DNS		0	

## Announcements

New Track Record (1:47.724) for FSRA PI F1 by G FAIRHURST / B ANDREWS.

New Track Record (1:55.425) for FSRA PI F2 by D SALLEH / J FAIRHURST.

Margin of Victory	Avg. Speed	Best Lap Tm	Best Speed	Best Lap by
32.647	72.810	1:44.685	74.727	97 - B DAWSON / M SIMS

Clerk of the Course

Orbits

Sig : Time :  
 Chief Timekeeper : Ian Sharp (SMART Timing)  
 Results available at [www.smart-timing.co.uk](http://www.smart-timing.co.uk) and [www.speedhive.com](http://www.speedhive.com)

Printed: 19/08/2023 14:46:45





## DDMC Battle of Britain meeting

Sorted on Laps

PI FSRA Sidecars

Cadwell Park 2.173 miles

Race 1 - 1st Race

19/08/2023 14:30

Race (8 Laps) started at 14:28:00

Pos	No.	Name	Make/Model	CC	Class	C Laps	Total Tm	Diff	Best Tm	In Lap	2nd Best
<b>FSRA PI F1</b>											
1	9	G FAIRHURST / B ANDREWS	Windle Kawasaki	900	F1	8	14:52.176		1:47.724	3	1:47.771
2	14	M BURNS / S WINFROW			F1	8	15:08.415	16.239	1:50.101	2	1:51.032
3	88	J STEPHENSON / A MASON	Suzuki	100	F1	8	15:31.092	38.916	1:53.238	2	1:53.696
4	127	G McMAHON / M RANSON	Shelbourne Suzuki	600	F1	8	15:50.063	57.887	1:56.576	3	1:57.249
5	181	D TIBBLES / R GREENWOOD	DDR Yamaha	1100	F1	8	15:53.572	1:01.396	1:56.541	2	1:56.750
<b>FSRA PI F2</b>											
1	56	R GILROY / C SMYTH			F2	8	16:07.053		1:56.047	7	1:56.460
2	32	G KNIGHT / S KNIGHT	Yamaha GSR	600	F2	7	14:24.866	1 Lap	2:01.236	2	2:01.305
3	908	S WOOLCOT / T SAVILLE	Derbyshire	600	F2	7	14:55.428	1 Lap	2:04.894	3	2:05.423
4	967	G HODGSON / D HODGSON	Shelbourne	600	F2	7	15:12.027	1 Lap	2:06.376	1	2:07.521
5	156	J TYRRELL / J THOMAS	Thundercat	600	F2	6	14:53.388	2 Laps	2:24.304	2	2:26.674
<b>Not classified</b>											
DNF	16	D SALLEH / J FAIRHURST	Ireson Yam T'Cat	599	F2	6	11:45.863	DNF	1:55.425	4	1:55.559
<b>FSRA PI Guest</b>											
1	97	B DAWSON / M SIMS	LCR Honda	600	Gue	8	14:19.529		1:44.685	2	1:45.350
2	18	M BEST / M EASTELL			Gue	8	15:10.066	50.537	1:52.350	4	1:52.412
3	54	D QUIRK / S REEVES	Bellas Vincent	1272	Gue	8	15:40.292	1:20.763	1:55.191	6	1:55.454
4	30	R BUTLER / J SAUNDERS	Ireson F2	600	Gue	8	15:50.261	1:30.732	1:56.050	5	1:56.282
5	7	A PEARSON / B PEARSON			Gue	8	15:51.481	1:31.952	1:55.967	8	1:56.647
6	188	B JUKES / J MILLER	Baker Suzuki	600	Gue	7	15:13.021	1 Lap	2:06.894	2	2:07.911
<b>Not classified</b>											
DNF	146	R SAUNDERS / G PYMM			Gue	2	5:26.270	DNF	2:28.050	2	2:37.493
DNS	37	C MORPHET / W REILLY	LCR Honda	600	Gue			DNS		0	

## Announcements

New Track Record (1:47.724) for FSRA PI F1 by G FAIRHURST / B ANDREWS.

New Track Record (1:55.425) for FSRA PI F2 by D SALLEH / J FAIRHURST.

Margin of Victory	Avg. Speed	Best Lap Tm	Best Speed	Best Lap by
32.647	72.810	1:44.685	74.727	97 - B DAWSON / M SIMS

Clerk of the Course

Orbits

Sig : Time :  
 Chief Timekeeper : Ian Sharp (SMART Timing)  
 Results available at [www.smart-timing.co.uk](http://www.smart-timing.co.uk) and [www.speedhive.com](http://www.speedhive.com)  
 Printed: 19/08/2023 14:50:06





## DDMC Battle of Britain meeting

Sorted on Laps

PI FSRA Sidecars

Cadwell Park 2.173 miles

Race 1 - 1st Race

19/08/2023 14:30

Race (8 Laps) started at 14:28:00

Pos	No.	Name	Make/Model	CC	Class	C Laps	Total Tm	Diff	Best Tm	In Lap	2nd Best
1	97	B DAWSON / M SIMS	LCR Honda	600	Gue	8	14:19.529		1:44.685	2	1:45.350
2	9	G FAIRHURST / B ANDREWS	Windle Kawasaki	900	F1	8	14:52.176	32.647	1:47.724	3	1:47.771
3	14	M BURNS / S WINFROW			F1	8	15:08.415	48.886	1:50.101	2	1:51.032
4	18	M BEST / M EASTELL			Gue	8	15:10.066	50.537	1:52.350	4	1:52.412
5	88	J STEPHENSON / A MASON	Suzuki	100	F1	8	15:31.092	1:11.563	1:53.238	2	1:53.696
6	54	D QUIRK / S REEVES	Bellas Vincent	1272	Gue	8	15:40.292	1:20.763	1:55.191	6	1:55.454
7	127	G McMAHON / M RANSON	Shelbourne Suzuki	600	F1	8	15:50.063	1:30.534	1:56.576	3	1:57.249
8	30	R BUTLER / J SAUNDERS	Ireson F2	600	Gue	8	15:50.261	1:30.732	1:56.050	5	1:56.282
9	7	A PEARSON / B PEARSON			Gue	8	15:51.481	1:31.952	1:55.967	8	1:56.647
10	181	D TIBBLES / R GREENWOOD	DDR Yamaha	1100	F1	8	15:53.572	1:34.043	1:56.541	2	1:56.750
11	56	R GILROY / C SMYTH			F2	8	16:07.053	1:47.524	1:56.047	7	1:56.460
12	32	G KNIGHT / S KNIGHT	Yamaha GSR	600	F2	7	14:24.866	1 Lap	2:01.236	2	2:01.305
13	908	S WOOLCOT / T SAVILLE	Derbyshire	600	F2	7	14:55.428	1 Lap	2:04.894	3	2:05.423
14	967	G HODGSON / D HODGSON	Shelbourne	600	F2	7	15:12.027	1 Lap	2:06.376	1	2:07.521
15	188	B JUKES / J MILLER	Baker Suzuki	600	Gue	7	15:13.021	1 Lap	2:06.894	2	2:07.911
16	156	J TYRRELL / J THOMAS	Thundercat	600	F2	6	14:53.388	2 Laps	2:24.304	2	2:26.674
Not classified											
DNF	16	D SALLEH / J FAIRHURST	Ireson Yam T'Cat	599	F2	6	11:45.863	DNF	1:55.425	4	1:55.559
DNF	146	R SAUNDERS / G PYMM			Gue	2	5:26.270	DNF	2:28.050	2	2:37.493
DNS	37	C MORPHET / W REILLY	LCR Honda	600	Gue			DNS		0	

## Announcements

New Track Record (1:47.724) for FSRA PI F1 by G FAIRHURST / B ANDREWS.

New Track Record (1:55.425) for FSRA PI F2 by D SALLEH / J FAIRHURST.

Margin of Victory	Avg. Speed	Best Lap Tm	Best Speed	Best Lap by
32.647	72.810	1:44.685	74.727	97 - B DAWSON / M SIMS

Clerk of the Course

Orbits

Sig : Time :  
 Chief Timekeeper : Ian Sharp (SMART Timing)  
 Results available at [www.smart-timing.co.uk](http://www.smart-timing.co.uk) and [www.speedhive.com](http://www.speedhive.com)

Printed: 19/08/2023 14:49:18





# DDMC Battle of Britain meeting

## Lapchart

### PI FSRA Sidecars

Cadwell Park 2.173 miles

### Race 1 - 1st Race

19/08/2023 14:30

### Race (8 Laps) started at 14:28:00



Competitors	Laps								
	0	1	2	3	4	5	6	7	8
B DAWSON / M SIMS (97)	1	97	97	97	97	97	97	97	97
G FAIRHURST / B ANDREWS (9)	2	9	14	9	9	9	9	9	9
M BURNS / S WINFROW (14)	3	14	9	14	14	14	14	14	14
D QUIRK / S REEVES (54)	4	54	18	18	18	18	18	18	18
J STEPHENSON / A MASON (88)	5	88	16	88	88	88	88	88	88
M BEST / M EASTELL (18)	6	18	88	127	127	16	16	16	54
R BUTLER / J SAUNDERS (30)	7	30	127	16	16	54	54	54	127
G McMAHON / M RANSON (127)	8	127	54	54	54	127	127	30	30
D SALLEH / J FAIRHURST (16)	9	16	32	181	181	30	30	7	7
D TIBBLES / R GREENWOOD (181)	10	181	181	30	30	181	181	181	181
G KNIGHT / S KNIGHT (32)	11	32	30	32	7	7	7	7	56
A PEARSON / B PEARSON (7)	12	7	7	7	32	32	56	56	32
G HODGSON / D HODGSON (967)	13	967	967	967	56	56	32	32	908
S WOOLCOT / T SAVILLE (908)	14	908	908	908	908	908	908	967	
B JUKES / J MILLER (188)	15	188	188	188	967	967	188	188	188
R GILROY / C SMYTH (56)	16	56	56	56	188	188	967	967	
J TYRRELL / J THOMAS (156)	17	156	156	156	156	156	156	156	
R SAUNDERS / G PYMM (146)	18	146	146	146					
-	19								

### Clerk of the Course

### Orbits

Sig : Time :  
 Chief Timekeeper : Ian Sharp (SMART Timing)  
 Results available at [www.smart-timing.co.uk](http://www.smart-timing.co.uk) and [www.speedhive.com](http://www.speedhive.com)  
 Printed: 19/08/2023 14:49:43



motor  
sport  
UK



**DDMC Battle of Britain meeting**

PI FSRA Sidecars

Cadwell Park 2.173 miles

Race 6 - 2nd Race

19/08/2023 16:55

Race (8 Laps)

POLE POSITION

2

9 G FAIRHURST / B ANDREWS

4

18 M BEST / M EASTELL

6

54 D QUIRK / S REEVES

8

30 R BUTLER / J SAUNDERS

10

181 D TIBBLES / R GREENWOOD

12

32 G KNIGHT / S KNIGHT

14

967 G HODGSON / D HODGSON

16

156 J TYRRELL / J THOMAS

18

146 R SAUNDERS / G PYMM

1

97 B DAWSON / M SIMS

3

14 M BURNS / S WINFROW

5

88 J STEPHENSON / A MASON

7

127 G McMAHON / M RANSON

9

7 A PEARSON / B PEARSON

11

56 R GILROY / C SMYTH

13

908 S WOOLCOT / T SAVILLE

15

188 B JUKES / J MILLER

17

16 D SALLEH / J FAIRHURST

19

37 C MORPHET / W REILLY

1

2

3

4

5

6

7

8

9

10

Clerk of the Course

Orbits

Sig : Time :  
 Chief Timekeeper : Ian Sharp (SMART Timing)  
 Results available at [www.smart-timing.co.uk](http://www.smart-timing.co.uk) and [www.speedhive.com](http://www.speedhive.com)

Printed: 19/08/2023 14:47:30



## DDMC Battle of Britain meeting

Sorted on Laps

DDMC Northern Sports & Saloons Cars Championship - A&E

Cadwell Park 2.173 miles

Race 2 - 1st Race

19/08/2023 14:55

Race (15:00 and 1 Laps) started at 14:55:57

Pos	No.	Name	Make/Model	CC	Class	Laps	Total Tm	Diff	Best Tm	In Lap	2nd Best
1	94	Jon WOOLFIT	MK Indy	1400T	A1	11	16:48.830		1:29.945	10	1:30.549
2	2	Matty COBB	VW Beetle	2700	A1	11	16:49.400	0.570	1:29.349	10	1:30.526
3	18	Damien McKAY	Westfield	999	A2	11	18:22.947	1:34.117	1:38.301	11	1:38.394
4	3	Chris HUNTLEY	Subaru Impreza WRX	2000	A1	11	18:24.151	1:35.321	1:38.174	6	1:38.503
5	17	Drew MYRESCOUGH	Caterham C400	2000	A2	10	16:51.183	1 Lap	1:38.843	9	1:39.285
6	65	Ian TOWERS	MK Striker	999	E2	10	16:51.657	1 Lap	1:38.819	9	1:39.296
7	12	Scott HUBEL	Peugeot 205 T16	2000	A2	10	16:52.232	1 Lap	1:38.866	9	1:39.285
8	42	Steve TOWERS	Ludlow Tigra	2300	A1	10	17:07.945	1 Lap	1:39.999	10	1:40.032
9	29	Justin COX	Caterham Sigmax	1600	E1	10	17:09.793	1 Lap	1:40.267	10	1:40.317
Not classified											
DNF	154	Stevie McNAB	Honda Civic Type R	2400	A1	3	5:50.415	DNF	1:51.068	1	1:56.314
DNF	4	Thom EVANS	Caterham Duratec	2000	A2	2	3:17.852	DNF	1:34.533	2	1:39.998

### Announcements

New Track Record (1:40.267) for NSSC Sports/Sal. (E1) by Justin COX.

New Track Record (1:38.819) for NSSC Sports/Sal. (E2) by Ian TOWERS.

New Track Record (1:29.349) for NSSC Sports/Sal. (A1) by Matty COBB.

Margin of Victory	Avg. Speed	Best Lap Tm	Best Speed	Best Lap by
0.570	85.298	1:29.349	87.553	2 - Matty COBB

Clerk of the Course

Orbits

Sig : Time :  
Chief Timekeeper : Ian Sharp (SMART Timing)  
Results available at [www.smart-timing.co.uk](http://www.smart-timing.co.uk) and [www.speedhive.com](http://www.speedhive.com)

Printed: 19/08/2023 15:16:53





## DDMC Battle of Britain meeting

Sorted on Laps

DDMC Northern Sports & Saloons Cars Championship - A&E

Cadwell Park 2.173 miles

Race 2 - 1st Race

19/08/2023 14:55

Race (15:00 and 1 Laps) started at 14:55:57

Pos	No.	Name	Make/Model	CC	Class	Laps	Total Tm	Diff	Best Tm	In Lap	2nd Best
<b>NSSC Sports/Sal. (A1)</b>											
1	94	Jon WOOLFIT	MK Indy	1400T	A1	11	16:48.830		1:29.945	10	1:30.549
2	2	Matty COBB	VW Beetle	2700	A1	11	16:49.400	0.570	1:29.349	10	1:30.526
3	3	Chris HUNTLEY	Subaru Impreza WRX	2000	A1	11	18:24.151	1:35.321	1:38.174	6	1:38.503
4	42	Steve TOWERS	Ludlow Tigra	2300	A1	10	17:07.945	1 Lap	1:39.999	10	1:40.032
<b>Not classified</b>											
DNF	154	Stevie McNAB	Honda Civic Type R	2400	A1	3	5:50.415	DNF	1:51.068	1	1:56.314
<b>NSSC Sports/Sal. (A2)</b>											
1	18	Damien McKAY	Westfield	999	A2	11	18:22.947		1:38.301	11	1:38.394
2	17	Drew MYRESCOUGH	Caterham C400	2000	A2	10	16:51.183	1 Lap	1:38.843	9	1:39.285
3	12	Scott HUBEL	Peugeot 205 T16	2000	A2	10	16:52.232	1 Lap	1:38.866	9	1:39.285
<b>Not classified</b>											
DNF	4	Thom EVANS	Caterham Duratec	2000	A2	2	3:17.852	DNF	1:34.533	2	1:39.998
<b>NSSC Sports/Sal. (E1)</b>											
1	29	Justin COX	Caterham Sigmax	1600	E1	10	17:09.793		1:40.267	10	1:40.317
<b>NSSC Sports/Sal. (E2)</b>											
1	65	Ian TOWERS	MK Striker	999	E2	10	16:51.657		1:38.819	9	1:39.296

### Announcements

New Track Record (1:40.267) for NSSC Sports/Sal. (E1) by Justin COX.

New Track Record (1:38.819) for NSSC Sports/Sal. (E2) by Ian TOWERS.

New Track Record (1:29.349) for NSSC Sports/Sal. (A1) by Matty COBB.

Margin of Victory	Avg. Speed	Best Lap Tm	Best Speed	Best Lap by
0.570	85.298	1:29.349	87.553	2 - Matty COBB

### Clerk of the Course

Sig : Time :  
Chief Timekeeper : Ian Sharp (SMART Timing)  
Results available at [www.smart-timing.co.uk](http://www.smart-timing.co.uk) and [www.speedhive.com](http://www.speedhive.com)

Printed: 19/08/2023 15:18:16



motor  
sport  
UK



## DDMC Battle of Britain meeting

DDMC Northern Sports & Saloons Cars Championship - A&E

Cadwell Park 2.173 miles

Race 2 - 1st Race

19/08/2023 14:55

Race (15:00 and 1 Laps) started at 14:55:57

Lap	Time of Day	Lap Tm	SFSpd
(94) Jon WOOLFIT			
1	14:57:34.848	<b>1:35.093</b>	110.9
2	14:59:05.870	<b>1:31.022</b>	111.1
3	15:00:36.824	<b>1:30.954</b>	111.7
4	15:02:07.898	<b>1:31.074</b>	112.0
5	15:03:38.593	<b>1:30.695</b>	112.8
6	15:05:10.298	<b>1:31.705</b>	112.4
7	15:06:41.097	<b>1:30.799</b>	112.0
8	15:08:11.646	<b>1:30.549</b>	112.8
9	15:09:42.921	<b>1:31.275</b>	112.4
10	15:11:12.866	<b>1:29.945</b>	<b>113.9</b>
11	15:12:46.171	<b>1:33.305</b>	110.7

(2) Matty COBB			
1	14:57:35.527	<b>1:36.093</b>	121.8
2	14:59:06.436	<b>1:30.909</b>	121.8
3	15:00:37.981	<b>1:31.545</b>	121.8
4	15:02:08.761	<b>1:30.780</b>	122.5
5	15:03:39.287	<b>1:30.526</b>	122.5
6	15:05:10.999	<b>1:31.712</b>	121.4
7	15:06:41.905	<b>1:30.906</b>	<b>123.4</b>
8	15:08:12.463	<b>1:30.558</b>	122.9
9	15:09:44.376	<b>1:31.913</b>	121.6
10	15:11:13.725	<b>1:29.349</b>	122.7
11	15:12:46.741	<b>1:33.016</b>	122.7

(18) Damien McKAY			
1	14:57:46.582	<b>1:44.615</b>	104.4
2	14:59:27.444	<b>1:40.862</b>	102.0
3	15:01:09.337	<b>1:41.893</b>	104.0
4	15:02:49.329	<b>1:39.992</b>	<b>105.2</b>
5	15:04:28.341	<b>1:39.012</b>	104.9
6	15:06:06.745	<b>1:38.404</b>	103.7
7	15:07:45.382	<b>1:38.637</b>	104.2
8	15:09:23.951	<b>1:38.569</b>	104.5
9	15:11:02.345	<b>1:38.394</b>	104.9
10	15:12:41.987	<b>1:39.642</b>	102.1
11	15:14:20.288	<b>1:38.301</b>	101.4

(3) Chris HUNTLEY			
1	14:57:46.122	<b>1:45.924</b>	109.7
2	14:59:27.540	<b>1:41.418</b>	<b>110.9</b>
3	15:01:08.982	<b>1:41.442</b>	108.8
4	15:02:48.966	<b>1:39.984</b>	110.0
5	15:04:27.961	<b>1:38.995</b>	108.2
6	15:06:06.135	<b>1:38.174</b>	107.5
7	15:07:44.893	<b>1:38.758</b>	107.0
8	15:09:23.529	<b>1:38.636</b>	106.9
9	15:11:02.032	<b>1:38.503</b>	108.2
10	15:12:42.528	<b>1:40.496</b>	108.8
11	15:14:21.492	<b>1:38.964</b>	107.9

(17) Drew MYRESCOUGH			
1	14:57:48.382	<b>1:46.462</b>	<b>112.2</b>
2	14:59:28.571	<b>1:40.189</b>	111.5
3	15:01:09.826	<b>1:41.255</b>	112.0
4	15:02:50.814	<b>1:40.988</b>	109.5
5	15:04:30.218	<b>1:39.404</b>	109.3
6	15:06:09.503	<b>1:39.285</b>	109.7
7	15:07:48.958	<b>1:39.455</b>	110.0
8	15:09:28.323	<b>1:39.365</b>	109.7
9	15:11:07.166	<b>1:38.843</b>	110.9
10	15:12:48.524	<b>1:41.358</b>	110.0

(65) Ian TOWERS			
1	14:57:47.563	<b>1:46.507</b>	107.2
2	14:59:28.442	<b>1:40.879</b>	107.0
3	15:01:10.868	<b>1:42.426</b>	106.5
4	15:02:51.599	<b>1:40.731</b>	106.2
5	15:04:30.895	<b>1:39.296</b>	107.0
6	15:06:10.224	<b>1:39.329</b>	107.4
7	15:07:49.864	<b>1:39.640</b>	106.5
8	15:09:29.275	<b>1:39.411</b>	106.9

Lap	Time of Day	Lap Tm	SFSpd
9	15:11:08.094	<b>1:38.819</b>	107.9
10	15:12:48.998	<b>1:40.904</b>	<b>108.2</b>
(12) Scott HUBEL			
1	14:57:48.187	<b>1:47.148</b>	<b>102.8</b>
2	14:59:29.710	<b>1:41.523</b>	101.1
3	15:01:11.503	<b>1:41.793</b>	101.2
4	15:02:52.084	<b>1:40.581</b>	102.1
5	15:04:31.619	<b>1:39.535</b>	98.8
6	15:06:10.904	<b>1:39.285</b>	101.7
7	15:07:50.404	<b>1:39.500</b>	101.7
8	15:09:29.962	<b>1:39.558</b>	100.9
9	15:11:08.828	<b>1:38.866</b>	102.6
10	15:12:49.573	<b>1:40.745</b>	100.6

(42) Steve TOWERS			
1	14:57:50.744	<b>1:48.207</b>	119.0
2	14:59:33.995	<b>1:43.251</b>	119.4
3	15:01:15.543	<b>1:41.548</b>	119.2
4	15:02:56.495	<b>1:40.952</b>	119.0
5	15:04:36.832	<b>1:40.337</b>	120.0
6	15:06:21.148	<b>1:44.316</b>	119.0
7	15:08:03.521	<b>1:42.373</b>	118.6
8	15:09:45.255	<b>1:41.734</b>	120.5
9	15:11:25.287	<b>1:40.032</b>	<b>120.7</b>
10	15:13:05.286	<b>1:39.999</b>	118.8

(29) Justin COX			
1	14:57:51.895	<b>1:50.372</b>	<b>96.4</b>
2	14:59:35.185	<b>1:43.290</b>	95.1
3	15:01:16.826	<b>1:41.641</b>	95.2
4	15:02:57.551	<b>1:40.725</b>	96.3
5	15:04:38.154	<b>1:40.603</b>	95.6
6	15:06:22.269	<b>1:44.115</b>	94.9
7	15:08:04.761	<b>1:42.492</b>	94.9
8	15:09:46.550	<b>1:41.789</b>	95.9
9	15:11:26.867	<b>1:40.317</b>	96.3
10	15:13:07.134	<b>1:40.267</b>	94.7

(154) Stevie McNAB			
1	14:57:54.087	<b>1:51.068</b>	87.8
2	14:59:51.442	<b>1:57.355</b>	<b>99.1</b>
3	15:01:47.756	<b>1:56.314</b>	83.3

(4) Thom EVANS			
1	14:57:40.660	<b>1:39.998</b>	<b>110.9</b>
2	14:59:15.193	<b>1:34.533</b>	109.8

Clerk of the Course

Sig : Time :  
Chief Timekeeper : Ian Sharp (SMART Timing)  
Results available at [www.smart-timing.co.uk](http://www.smart-timing.co.uk) and [www.speedhive.com](http://www.speedhive.com)  
Printed: 19/08/2023 15:17:17



motor  
sport  
UK

RACE  
WITH  
RESPECT

Orbits

## DDMC Battle of Britain meeting

## Lapchart

DDMC Northern Sports & Saloons Cars Championship - A&E

Cadwell Park 2.173 miles

Race 2 - 1st Race

19/08/2023 14:55

Race (15:00 and 1 Laps) started at 14:55:57

Competitors	Laps											
	0	1	2	3	4	5	6	7	8	9	10	11
Matty COBB (2)	1	2	94	94	94	94	94	94	94	94	94	94
Jon WOOLFIT (94)	2	94	2	2	2	2	2	2	2	2	2	2
Chris HUNTLEY (3)	3	3	4	4	3	3	3	3	3	3	18	18
Thom EVANS (4)	4	4	3	18	18	18	18	18	18	18	3	3
Scott HUBEL (12)	5	12	18	3	17	17	17	17	17	17	17	17
Ian TOWERS (65)	6	65	65	65	65	65	65	65	65	65	65	65
Justin COX (29)	7	29	12	17	12	12	12	12	12	12	12	12
Drew MYRESCOUGH (17)	8	17	17	12	42	42	42	42	42	42	42	42
Damien McKAY (18)	9	18	42	42	29	29	29	29	29	29	29	29
Steve TOWERS (42)	10	42	29	29	154							
Stevie McNAB (154)	11	154	154	154								

Clerk of the Course

Orbits

Sig : Time :  
Chief Timekeeper : Ian Sharp (SMART Timing)  
Results available at [www.smart-timing.co.uk](http://www.smart-timing.co.uk) and [www.speedhive.com](http://www.speedhive.com)

Printed: 19/08/2023 15:17:41

# DDMC Battle of Britain meeting

Sorted on Laps

SMRC Citroen C1 Cup

Cadwell Park 2.173 miles

Race 3 - 1st Race

19/08/2023 15:25

Race (15:00 Time) started at 15:25:20

Pos	No.	Name	Make/Model	CC	Class	Laps	Total Tm	Diff	Best Tm	In Lap	2nd Best
1	1	Sam CORSON	Citroen C1	1000	C1	8	15:57.525		1:58.181	3	1:58.274
2	99	Dan MARTIN	Citroen C1	1000	C1	8	16:00.205	2.680	1:58.239	6	1:58.338
3	24	Ayden WILSON	Citroen C1	1000	C1N	8	16:01.182	3.657	1:58.375	5	1:58.481
4	529	James HITCHEN	Citroen C1	1000	C1N	8	16:01.935	4.410	1:58.496	3	1:58.685
5	598	Daniel KELL	Citroen C1	1000	Gue	8	16:02.198	4.673	1:58.609	7	1:58.689
6	684	Ralph STURROCK	Citroen C1	1000	C1N	8	16:08.764	11.239	1:59.278	6	1:59.355
7	51	Murray SCOTT	Citroen C1	1000	C1N	8	16:09.270	11.745	1:59.202	4	1:59.205
8	89	Ross DUNN	Citroen C1	1000	C1	8	16:10.752	13.227	1:58.927	5	1:58.958
9	110	Calum CONWAY	Citroen C1	1000	C1	8	16:11.057	13.532	1:58.993	6	1:59.131
10	70	Andrew DAVIDSON	Citroen C1	1000	C1	8	16:11.852	14.327	1:59.067	2	1:59.134
11	88	Henry GILLIESPIE	Citroen C1	1000	C1N	8	16:31.290	33.765	2:01.091	6	2:01.368
12	470	Katrina GRAY	Citroen C1	1000	C1	8	16:35.585	38.060	2:01.889	7	2:02.333
13	117	Marc NISBET	Citroen C1	1000	C1N	8	16:38.628	41.103	2:00.208	6	2:00.414
14	460	John PROCTOR	Citroen C1	1000	C1	8	17:30.142	1:32.617	2:07.801	3	2:07.890
Not classified											
DNF	23	Thomas COMBER	Citroen C1	1000	C1	3	6:13.793	DNF	2:00.198	2	2:01.525

## Announcements

New Track Record (1:58.181) for SMRC Citroen C1 Cup by Sam CORSON.

New Track Record (1:58.375) for SMRC Citroen C1 Cup (N) by Ayden WILSON.

Margin of Victory	Avg. Speed	Best Lap Tm	Best Speed	Best Lap by
2.680	65.359	1:58.181	66.193	1 - Sam CORSON

Clerk of the Course

Orbits

Sig : Time :  
Chief Timekeeper : Ian Sharp (SMART Timing)  
Results available at [www.smart-timing.co.uk](http://www.smart-timing.co.uk) and [www.speedhive.com](http://www.speedhive.com)

Printed: 19/08/2023 15:48:08

DDMC Battle of Britain meeting

Sorted on Laps

SMRC Citroen C1 Cup	Cadwell Park 2.173 miles
Race 3 - 1st Race	19/08/2023 15:25
Race (15:00 Time) started at 15:25:20	

Pos	No.	Name	Make/Model	CC	Class	Laps	Total Tm	Diff	Best Tm	In Lap	2nd Best
1	1	Sam CORSON	Citroen C1	1000	C1	8	15:57.525		1:58.181	3	1:58.274
2	99	Dan MARTIN	Citroen C1	1000	C1	8	16:00.205	2.680	1:58.239	6	1:58.338
3	24	Ayden WILSON	Citroen C1	1000	C1N	8	16:01.182	3.657	1:58.375	5	1:58.481
4	529	James HITCHEN	Citroen C1	1000	C1N	8	16:01.935	4.410	1:58.496	3	1:58.685
5	598	Daniel KELL	Citroen C1	1000	Gue	8	16:02.198	4.673	1:58.609	7	1:58.689
6	684	Ralph STURROCK	Citroen C1	1000	C1N	8	16:08.764	11.239	1:59.278	6	1:59.355
7	51	Murray SCOTT	Citroen C1	1000	C1N	8	16:09.270	11.745	1:59.202	4	1:59.205
8	89	Ross DUNN	Citroen C1	1000	C1	8	16:10.752	13.227	1:58.927	5	1:58.958
9	110	Calum CONWAY	Citroen C1	1000	C1	8	16:11.057	13.532	1:58.993	6	1:59.131
10	70	Andrew DAVIDSON	Citroen C1	1000	C1	8	16:11.852	14.327	1:59.067	2	1:59.134
11	88	Henry GILLIESPIE	Citroen C1	1000	C1N	8	16:31.290	33.765	2:01.091	6	2:01.368
12	470	Katrina GRAY	Citroen C1	1000	C1	8	16:35.585	38.060	2:01.889	7	2:02.333
13	117	Marc NISBET	Citroen C1	1000	C1N	8	16:38.628	41.103	2:00.208	6	2:00.414
14	460	John PROCTOR	Citroen C1	1000	C1	8	17:30.142	1:32.617	2:07.801	3	2:07.890
Not classified											
DNF	23	Thomas COMBER	Citroen C1	1000	C1	3	6:13.793	DNF	2:00.198	2	2:01.525

**Announcements**  
 New Track Record (1:58.181) for SMRC Citroen C1 Cup by Sam CORSON.  
 New Track Record (1:58.481) for SMRC Citroen C1 Cup (N) by Ayden WILSON.  
 New Track Record (1:58.375) for SMRC Citroen C1 Cup (N) by Ayden WILSON.

Margin of Victory	Avg. Speed	Best Lap Tm	Best Speed	Best Lap by
2.680	65.359	1:58.181	66.193	1 - Sam CORSON

Clerk of the Course

Sig :



Time :

Chief Timekeeper : Ian Sharp (SMART Timing)

Results available at [www.smart-timing.co.uk](http://www.smart-timing.co.uk) and [www.speedhive.com](http://www.speedhive.com)

Printed: 19/08/2023 15:44:27

Orbits



# DDMC Battle of Britain meeting

## SMRC Citroen C1 Cup

Cadwell Park 2.173 miles

### Race 3 - 1st Race

19/08/2023 15:25

Race (15:00 Time) started at 15:25:20

Lap	Time of Day	Lap Tm	SFSpd
(1) Sam CORSON			
1	15:27:28.821	<b>2:05.353</b>	74.3
2	15:29:27.129	<b>1:58.308</b>	74.2
3	15:31:25.310	<b>1:58.181</b>	74.1
4	15:33:24.293	<b>1:58.983</b>	74.9
5	15:35:22.871	<b>1:58.578</b>	74.6
6	15:37:21.145	<b>1:58.274</b>	<b>75.0</b>
7	15:39:19.706	<b>1:58.561</b>	74.1
8	15:41:18.273	<b>1:58.567</b>	74.2

(99) Dan MARTIN			
1	15:27:29.615	<b>2:05.800</b>	75.1
2	15:29:27.953	<b>1:58.338</b>	74.5
3	15:31:27.098	<b>1:59.145</b>	74.5
4	15:33:25.823	<b>1:58.725</b>	74.7
5	15:35:24.459	<b>1:58.636</b>	<b>75.3</b>
6	15:37:22.698	<b>1:58.239</b>	75.3
7	15:39:21.751	<b>1:59.053</b>	74.3
8	15:41:20.953	<b>1:59.202</b>	74.6

(24) Ayden WILSON			
1	15:27:30.081	<b>2:05.560</b>	75.6
2	15:29:28.562	<b>1:58.481</b>	75.5
3	15:31:27.466	<b>1:58.904</b>	76.0
4	15:33:26.434	<b>1:58.968</b>	75.5
5	15:35:24.809	<b>1:58.375</b>	<b>76.1</b>
6	15:37:23.460	<b>1:58.651</b>	76.1
7	15:39:22.156	<b>1:58.696</b>	75.0
8	15:41:21.930	<b>1:59.774</b>	75.1

(529) James HITCHEN			
1	15:27:30.628	<b>2:05.559</b>	74.6
2	15:29:30.089	<b>1:59.461</b>	74.6
3	15:31:28.585	<b>1:58.496</b>	74.2
4	15:33:27.671	<b>1:59.086</b>	74.6
5	15:35:26.390	<b>1:58.719</b>	74.8
6	15:37:25.075	<b>1:58.685</b>	<b>75.1</b>
7	15:39:23.783	<b>1:58.708</b>	74.2
8	15:41:22.683	<b>1:58.900</b>	75.0

(598) Daniel KELL			
1	15:27:31.262	<b>2:06.861</b>	75.2
2	15:29:30.287	<b>1:59.025</b>	75.8
3	15:31:29.054	<b>1:58.767</b>	75.4
4	15:33:28.069	<b>1:59.015</b>	75.7
5	15:35:26.758	<b>1:58.689</b>	75.7
6	15:37:25.574	<b>1:58.816</b>	<b>76.1</b>
7	15:39:24.183	<b>1:58.609</b>	75.1
8	15:41:22.946	<b>1:58.763</b>	75.7

(684) Ralph STURROCK			
1	15:27:31.749	<b>2:05.913</b>	75.3
2	15:29:31.556	<b>1:59.807</b>	75.1
3	15:31:30.911	<b>1:59.355</b>	74.2
4	15:33:31.010	<b>2:00.099</b>	74.8
5	15:35:31.267	<b>2:00.257</b>	74.9
6	15:37:30.545	<b>1:59.278</b>	<b>75.5</b>
7	15:39:29.971	<b>1:59.426</b>	74.2
8	15:41:29.512	<b>1:59.541</b>	74.2

(51) Murray SCOTT			
1	15:27:33.803	<b>2:07.553</b>	<b>76.2</b>
2	15:29:33.148	<b>1:59.345</b>	76.0
3	15:31:32.353	<b>1:59.205</b>	75.6
4	15:33:31.555	<b>1:59.202</b>	76.0
5	15:35:31.710	<b>2:00.155</b>	76.1
6	15:37:31.038	<b>1:59.328</b>	76.2
7	15:39:30.485	<b>1:59.447</b>	75.5
8	15:41:30.018	<b>1:59.533</b>	75.6

(89) Ross DUNN			
1	15:27:32.515	<b>2:06.823</b>	75.5
2	15:29:32.086	<b>1:59.571</b>	75.2

Lap	Time of Day	Lap Tm	SFSpd
3	15:31:31.367	<b>1:59.281</b>	75.2
4	15:33:34.000	<b>2:02.633</b>	74.9
5	15:35:32.927	<b>1:58.927</b>	75.7
6	15:37:31.885	<b>1:58.958</b>	<b>76.3</b>
7	15:39:32.187	<b>2:00.302</b>	73.0
8	15:41:31.500	<b>1:59.313</b>	75.6

(110) Calum CONWAY			
1	15:27:35.298	<b>2:08.448</b>	74.1
2	15:29:35.019	<b>1:59.721</b>	73.0
3	15:31:34.917	<b>1:59.898</b>	74.6
4	15:33:34.525	<b>1:59.608</b>	75.0
5	15:35:33.656	<b>1:59.131</b>	74.5
6	15:37:32.649	<b>1:58.993</b>	75.1
7	15:39:32.285	<b>1:59.636</b>	<b>75.2</b>
8	15:41:31.805	<b>1:59.520</b>	75.1

(70) Andrew DAVIDSON			
1	15:27:33.480	<b>2:06.861</b>	75.7
2	15:29:32.547	<b>1:59.067</b>	75.8
3	15:31:31.681	<b>1:59.134</b>	76.1
4	15:33:32.235	<b>2:00.554</b>	75.8
5	15:35:32.085	<b>1:59.850</b>	76.6
6	15:37:31.427	<b>1:59.342</b>	<b>76.9</b>
7	15:39:32.173	<b>2:00.746</b>	71.8
8	15:41:32.600	<b>2:00.427</b>	75.2

(88) Henry GILLIESPIE			
1	15:27:36.635	<b>2:08.514</b>	<b>75.8</b>
2	15:29:38.745	<b>2:02.110</b>	74.2
3	15:31:40.274	<b>2:01.529</b>	74.7
4	15:33:44.819	<b>2:04.545</b>	73.7
5	15:35:47.862	<b>2:03.043</b>	74.2
6	15:37:48.953	<b>2:01.091</b>	74.6
7	15:39:50.670	<b>2:01.717</b>	74.3
8	15:41:52.038	<b>2:01.368</b>	74.3

(470) Katrina GRAY			
1	15:27:36.360	<b>2:08.985</b>	73.7
2	15:29:39.414	<b>2:03.054</b>	74.3
3	15:31:42.540	<b>2:03.126</b>	73.9
4	15:33:45.424	<b>2:02.884</b>	74.2
5	15:35:48.617	<b>2:03.193</b>	<b>74.5</b>
6	15:37:50.950	<b>2:02.333</b>	74.2
7	15:39:52.839	<b>2:01.889</b>	73.0
8	15:41:56.333	<b>2:03.494</b>	73.4

(117) Marc NISBET			
1	15:27:34.396	<b>2:07.420</b>	<b>75.6</b>
2	15:29:54.422	<b>2:20.026</b>	74.2
3	15:31:55.652	<b>2:01.230</b>	72.9
4	15:33:56.149	<b>2:00.497</b>	72.1
5	15:35:57.986	<b>2:01.837</b>	74.2
6	15:37:58.194	<b>2:00.208</b>	74.2
7	15:39:58.608	<b>2:00.414</b>	74.3
8	15:41:59.376	<b>2:00.768</b>	72.9

(460) John PROCTOR			
1	15:27:47.470	<b>2:19.277</b>	71.9
2	15:29:56.212	<b>2:08.742</b>	<b>73.5</b>
3	15:32:04.013	<b>2:07.801</b>	71.2
4	15:34:13.882	<b>2:09.869</b>	71.5
5	15:36:23.899	<b>2:10.017</b>	70.9
6	15:38:34.060	<b>2:10.161</b>	72.1
7	15:40:43.000	<b>2:08.940</b>	73.1
8	15:42:50.890	<b>2:07.890</b>	73.0

(23) Thomas COMBER			
1	15:27:32.818	<b>2:07.498</b>	<b>75.1</b>
2	15:29:33.016	<b>2:00.198</b>	70.1
3	15:31:34.541	<b>2:01.525</b>	70.5

Clerk of the Course

Orbits

Sig : Time :  
 Chief Timekeeper : Ian Sharp (SMART Timing)  
 Results available at [www.smart-timing.co.uk](http://www.smart-timing.co.uk) and [www.speedhive.com](http://www.speedhive.com)  
 Printed: 19/08/2023 15:46:38



# DDMC Battle of Britain meeting

## Lapchart

### SMRC Citroen C1 Cup

Cadwell Park 2.173 miles

### Race 3 - 1st Race

19/08/2023 15:25

### Race (15:00 Time) started at 15:25:20

Competitors		Laps									
		0	1	2	3	4	5	6	7	8	
Sam CORSON (1)	1	1	1	1	1	1	1	1	1	1	
Dan MARTIN (99)	2	99	99	99	99	99	99	99	99	99	
Daniel KELL (598)	3	598	24	24	24	24	24	24	24	24	
Ayden WILSON (24)	4	24	529	529	529	529	529	529	529	529	
James HITCHEN (529)	5	529	598	598	598	598	598	598	598	598	
Thomas COMBER (23)	6	23	684	684	684	684	684	684	684	684	
Ross DUNN (89)	7	89	89	89	89	51	51	51	51	51	
Ralph STURROCK (684)	8	684	23	70	70	70	70	70	70	89	
Murray SCOTT (51)	9	51	70	23	51	89	89	89	89	110	
Andrew DAVIDSON (70)	10	70	51	51	23	110	110	110	110	70	
Calum CONWAY (110)	11	110	117	110	110	88	88	88	88	88	
Marc NISBET (117)	12	117	110	88	88	470	470	470	470	470	
Katrina GRAY (470)	13	470	470	470	470	117	117	117	117	117	
Henry GILLIESPIE (88)	14	88	88	117	117	460	460	460	460	460	
John PROCTOR (460)	15	460	460	460	460						

Clerk of the Course

Orbits

Sig : Time :  
 Chief Timekeeper : Ian Sharp (SMART Timing)  
 Results available at [www.smart-timing.co.uk](http://www.smart-timing.co.uk) and [www.speedhive.com](http://www.speedhive.com)  
 Printed: 19/08/2023 15:47:00

# DDMC Battle of Britain meeting

SMRC Citroen C1 Cup

Cadwell Park 2.173 miles

Race 7 - 2nd Race

20/08/2023 11:35

Race (15:00 Time)

POLE POSITION

1

1

1 Sam CORSON

2

99 Dan MARTIN

2

3

24 Ayden WILSON

4

529 James HITCHEN

3

5

598 Daniel KELL

6

684 Ralph STURROCK

4

7

51 Murray SCOTT

8

89 Ross DUNN

5

9

110 Calum CONWAY

10

70 Andrew DAVIDSON

6

11

88 Henry GILLIESPIE

12

470 Katrina GRAY

7

13

117 Marc NISBET

14

460 John PROCTOR

8

15

23 Thomas COMBER

Clerk of the Course

Orbits

 Sig : Time :  
 Chief Timekeeper : Ian Sharp (SMART Timing)  
 Results available at [www.smart-timing.co.uk](http://www.smart-timing.co.uk) and [www.speedhive.com](http://www.speedhive.com)  
 Printed: 19/08/2023 15:46:03



## DDMC Battle of Britain meeting

Sorted on Laps

FSRA F2 Sidecars

Cadwell Park 2.173 miles

Race 4 - 1st Race

19/08/2023 15:55

Race (10 Laps) started at 15:51:36

Pos	No.	Name	Make/Model	CC	Class	Laps	Total Tm	Diff	Best Tm	In Lap	2nd Best
1	72	P FOUNDS / J WALMSLEY	Honda LCF	600	Sup	10	16:26.441		1:36.570	2	1:37.417
2	99	S RAMSDEN / M RAMSDEN	LCR Honda	600	Sup	10	16:41.309	14.868	1:38.781	5	1:39.162
3	17	L CRAWFORD / S HARDIE	CES Suzuki	600	SW	10	16:44.112	17.671	1:38.387	6	1:38.429
4	33	S HEGARTY / J NEAVE	Baker Honda	600	Sup	10	16:47.513	21.072	1:39.339	7	1:39.762
5	7	D GIBSON / R GIBBONS	CES Suzuki	600	Sup	10	16:47.867	21.426	1:39.401	9	1:39.726
6	87	C FENWICK / P KNAPTON		600	SW	10	16:53.767	27.326	1:40.327	7	1:40.514
7	14	W LOCKEY / B BINNS		600	Sup	10	17:07.408	40.967	1:40.958	9	1:41.848
8	8	B ILARIA / A BROWN	DDM Christie	599	Cup	10	17:12.789	46.348	1:41.434	4	1:41.765
9	32	G HORSPOLE / K COLE	Baker	600	Sup	10	17:20.241	53.800	1:42.410	9	1:42.437
10	97	B DAWSON / M SIMS	LCR Honda	600	Cup	10	17:21.891	55.450	1:42.460	9	1:42.470
11	96	J SAUNDERS / S STOKOE	Baker Honda	600	Cup	10	17:24.198	57.757	1:42.616	6	1:42.800
12	117	D SCHOFIELD / J SMITH	Bellas Yamaha	600	Cup	10	17:33.828	1:07.387	1:42.307	7	1:43.296
13	39	B MOORE / A DODD	Ireson Honda F2	600	Cup	10	17:56.271	1:29.830	1:46.086	2	1:46.315
14	71	C SCHOFIELD / T DAWKINS	Baker Honda	600	Cup	10	17:56.984	1:30.543	1:46.380	5	1:46.410
15	20	P D'HENIN / G WHEELER	Hunts	600	Cup	10	18:12.988	1:46.547	1:47.662	7	1:47.748
Not classified											
DNF	25	A BINGHAM / D RYDER	Shelbourne Suzuki	600	Cup	4	7:35.242	DNF	1:51.052	2	1:51.998
DNF	37	C MORPHET / W REILLY	LCR Honda	600	Cup	3	5:23.123	DNF	1:44.447	3	1:45.218
DNF	13	M HEGARTY / R CHILD	Shelbourne	600	SW	3	5:29.729	DNF	1:46.290	2	1:47.584
DNS	6	T BAKER / L FITZPATRICK	Baker Suzuki	600	Sup			DNS		0	

## Announcements

New Track Record (1:36.570) for FSRA Super by P FOUNDS / J WALMSLEY.

New Track Record (1:38.387) for FSRA Supercard by L CRAWFORD / S HARDIE.

New Track Record (1:41.434) for FSRA Cup by B ILARIA / A BROWN.

Margin of Victory	Avg. Speed	Best Lap Tm	Best Speed	Best Lap by
14.868	79.303	1:36.570	81.007	72 - P FOUNDS / J WALMSLEY

Clerk of the Course

Orbits

Sig : Time :  
 Chief Timekeeper : Ian Sharp (SMART Timing)  
 Results available at [www.smart-timing.co.uk](http://www.smart-timing.co.uk) and [www.speedhive.com](http://www.speedhive.com)

Printed: 19/08/2023 16:10:21

motor  
sport  
UK



# DDMC Battle of Britain meeting

Sorted on Laps

FSRA F2 Sidecars

Cadwell Park 2.173 miles

Race 4 - 1st Race

19/08/2023 15:55

Race (10 Laps) started at 15:51:36

Pos	No.	Name	Make/Model	CC	Class	Laps	Total Tm	Diff	Best Tm	In Lap	2nd Best
<b>FSRA Cup</b>											
1	8	B ILARIA / A BROWN	DDM Christie	599	Cup	10	17:12.789		1:41.434	4	1:41.765
2	97	B DAWSON / M SIMS	LCR Honda	600	Cup	10	17:21.891	9.102	1:42.460	9	1:42.470
3	96	J SAUNDERS / S STOKOE	Baker Honda	600	Cup	10	17:24.198	11.409	1:42.616	6	1:42.800
4	117	D SCHOFIELD / J SMITH	Bellas Yamaha	600	Cup	10	17:33.828	21.039	1:42.307	7	1:43.296
5	39	B MOORE / A DODD	Ireson Honda F2	600	Cup	10	17:56.271	43.482	1:46.086	2	1:46.315
6	71	C SCHOFIELD / T DAWKINS	Baker Honda	600	Cup	10	17:56.984	44.195	1:46.380	5	1:46.410
7	20	P D'HENIN / G WHEELER	Hunts	600	Cup	10	18:12.988	1:00.199	1:47.662	7	1:47.748

## Not classified

DNF	25	A BINGHAM / D RYDER	Shelbourne Suzuki	600	Cup	4	7:35.242	DNF	1:51.052	2	1:51.998
DNF	37	C MORPHET / W REILLY	LCR Honda	600	Cup	3	5:23.123	DNF	1:44.447	3	1:45.218

## FSRA Super

1	72	P FOUNDS / J WALMSLEY	Honda LCF	600	Sup	10	16:26.441		1:36.570	2	1:37.417
2	99	S RAMSDEN / M RAMSDEN	LCR Honda	600	Sup	10	16:41.309	14.868	1:38.781	5	1:39.162
3	33	S HEGARTY / J NEAVE	Baker Honda	600	Sup	10	16:47.513	21.072	1:39.339	7	1:39.762
4	7	D GIBSON / R GIBBONS	CES Suzuki	600	Sup	10	16:47.867	21.426	1:39.401	9	1:39.726
5	14	W LOCKEY / B BINNS		600	Sup	10	17:07.408	40.967	1:40.958	9	1:41.848
6	32	G HORSPOLE / K COLE	Baker	600	Sup	10	17:20.241	53.800	1:42.410	9	1:42.437

## Not classified

DNS	6	T BAKER / L FITZPATRICK	Baker Suzuki	600	Sup			DNS		0	
-----	---	-------------------------	--------------	-----	-----	--	--	-----	--	---	--

## FSRA Super Wildcard

1	17	L CRAWFORD / S HARDIE	CES Suzuki	600	SW	10	16:44.112		1:38.387	6	1:38.429
2	87	C FENWICK / P KNAPTON		600	SW	10	16:53.767	9.655	1:40.327	7	1:40.514

## Not classified

DNF	13	M HEGARTY / R CHILD	Shelbourne	600	SW	3	5:29.729	DNF	1:46.290	2	1:47.584
-----	----	---------------------	------------	-----	----	---	----------	-----	----------	---	----------

## Announcements

New Track Record (1:36.570) for FSRA Super by P FOUNDS / J WALMSLEY.

New Track Record (1:38.387) for FSRA Super Wildcard by L CRAWFORD / S HARDIE.

New Track Record (1:41.434) for FSRA Cup by B ILARIA / A BROWN.

Margin of Victory	Avg. Speed	Best Lap Tm	Best Speed	Best Lap by
14.868	79.303	1:36.570	81.007	72 - P FOUNDS / J WALMSLEY

## Clerk of the Course

## Orbits

Sig : Time :  
 Chief Timekeeper : Ian Sharp (SMART Timing)  
 Results available at [www.smart-timing.co.uk](http://www.smart-timing.co.uk) and [www.speedhive.com](http://www.speedhive.com)  
 Printed: 19/08/2023 16:15:07





## DDMC Battle of Britain meeting

## FSRA F2 Sidecars

Cadwell Park 2.173 miles

## Race 4 - 1st Race

19/08/2023 15:55

## Race (10 Laps) started at 15:51:36

Lap	Time of Day	Lap Tm	SFSpd
(72) P FOUNDS / J WALMSLEY			
1	15:53:20.672	<b>1:42.057</b>	110.0
2	15:54:57.242	<b>1:36.570</b>	110.0
3	15:56:37.969	<b>1:40.727</b>	109.7
4	15:58:15.893	<b>1:37.924</b>	110.0
5	15:59:53.590	<b>1:37.697</b>	<b>110.2</b>
6	16:01:31.007	<b>1:37.417</b>	108.8
7	16:03:08.632	<b>1:37.625</b>	109.8
8	16:04:46.131	<b>1:37.499</b>	109.7
9	16:06:23.633	<b>1:37.502</b>	109.3
10	16:08:02.960	<b>1:39.327</b>	102.1

(99) S RAMSDEN / M RAMSDEN			
1	15:53:21.411	<b>1:42.836</b>	<b>110.2</b>
2	15:55:01.123	<b>1:39.712</b>	108.8
3	15:56:40.889	<b>1:39.766</b>	109.5
4	15:58:20.051	<b>1:39.162</b>	109.7
5	15:59:58.832	<b>1:38.781</b>	109.8
6	16:01:38.293	<b>1:39.461</b>	109.1
7	16:03:17.798	<b>1:39.505</b>	109.8
8	16:04:57.695	<b>1:39.897</b>	108.9
9	16:06:37.092	<b>1:39.397</b>	109.7
10	16:08:17.828	<b>1:40.736</b>	101.5

(17) L CRAWFORD / S HARDIE			
1	15:53:27.258	<b>1:45.609</b>	<b>112.2</b>
2	15:55:08.685	<b>1:41.427</b>	112.2
3	15:56:49.004	<b>1:40.319</b>	110.9
4	15:58:27.526	<b>1:38.522</b>	111.7
5	16:00:06.628	<b>1:39.102</b>	110.9
6	16:01:45.015	<b>1:38.387</b>	110.9
7	16:03:23.589	<b>1:38.574</b>	110.4
8	16:05:03.446	<b>1:39.857</b>	110.4
9	16:06:42.202	<b>1:38.756</b>	110.7
10	16:08:20.631	<b>1:38.429</b>	100.6

(33) S HEGARTY / J NEAVE			
1	15:53:23.430	<b>1:44.303</b>	107.0
2	15:55:03.652	<b>1:40.222</b>	106.9
3	15:56:43.463	<b>1:39.811</b>	107.7
4	15:58:23.347	<b>1:39.884</b>	107.5
5	16:00:03.109	<b>1:39.762</b>	<b>107.9</b>
6	16:01:43.288	<b>1:40.179</b>	107.4
7	16:03:22.627	<b>1:39.339</b>	107.7
8	16:05:02.706	<b>1:40.079</b>	106.5
9	16:06:43.002	<b>1:40.296</b>	105.8
10	16:08:24.032	<b>1:41.030</b>	105.0

(7) D GIBSON / R GIBBONS			
1	15:53:23.013	<b>1:43.916</b>	109.3
2	15:55:03.226	<b>1:40.213</b>	<b>109.5</b>
3	15:56:43.175	<b>1:39.949</b>	108.6
4	15:58:23.064	<b>1:39.889</b>	109.3
5	16:00:02.790	<b>1:39.726</b>	108.9
6	16:01:42.598	<b>1:39.808</b>	108.9
7	16:03:22.330	<b>1:39.732</b>	108.8
8	16:05:04.063	<b>1:41.733</b>	109.1
9	16:06:43.464	<b>1:39.401</b>	109.3
10	16:08:24.386	<b>1:40.922</b>	108.4

(87) C FENWICK / P KNAPTON			
1	15:53:24.079	<b>1:44.628</b>	107.2
2	15:55:04.847	<b>1:40.768</b>	107.5
3	15:56:45.832	<b>1:40.985</b>	107.2
4	15:58:26.497	<b>1:40.665</b>	107.7
5	16:00:07.570	<b>1:41.073</b>	<b>107.9</b>
6	16:01:48.166	<b>1:40.596</b>	107.2
7	16:03:28.493	<b>1:40.327</b>	107.5
8	16:05:09.007	<b>1:40.514</b>	107.2
9	16:06:49.688	<b>1:40.681</b>	107.4
10	16:08:30.286	<b>1:40.598</b>	107.0

(14) W LOCKEY / B BINNS			
-------------------------	--	--	--

1	15:53:26.284	<b>1:46.355</b>	109.8
2	15:55:08.377	<b>1:42.093</b>	<b>110.0</b>
3	15:56:50.650	<b>1:42.273</b>	109.8
4	15:58:32.871	<b>1:42.221</b>	110.0
5	16:00:14.719	<b>1:41.848</b>	110.0
6	16:01:56.683	<b>1:41.964</b>	109.7
7	16:03:38.624	<b>1:41.941</b>	109.5
8	16:05:20.478	<b>1:41.854</b>	109.3
9	16:07:01.436	<b>1:40.958</b>	107.9
10	16:08:43.927	<b>1:42.491</b>	108.4

(8) B ILARIA / A BROWN			
1	15:53:27.072	<b>1:47.421</b>	<b>107.4</b>
2	15:55:09.663	<b>1:42.591</b>	106.2
3	15:56:52.012	<b>1:42.349</b>	107.0
4	15:58:33.446	<b>1:41.434</b>	106.7
5	16:00:15.300	<b>1:41.854</b>	105.8
6	16:01:57.249	<b>1:41.949</b>	106.7
7	16:03:39.014	<b>1:41.765</b>	106.4
8	16:05:23.383	<b>1:44.369</b>	104.5
9	16:07:05.846	<b>1:42.463</b>	102.5
10	16:08:49.308	<b>1:43.462</b>	100.6

(32) G HORSPOLE / K COLE			
1	15:53:28.390	<b>1:47.971</b>	<b>108.2</b>
2	15:55:13.171	<b>1:44.781</b>	106.5
3	15:56:57.676	<b>1:44.505</b>	107.7
4	15:58:40.164	<b>1:42.488</b>	106.7
5	16:00:22.706	<b>1:42.542</b>	104.5
6	16:02:06.377	<b>1:43.671</b>	106.4
7	16:03:49.121	<b>1:42.744</b>	106.4
8	16:05:31.558	<b>1:42.437</b>	106.7
9	16:07:13.968	<b>1:42.410</b>	105.7
10	16:08:56.760	<b>1:42.792</b>	104.7

(97) B DAWSON / M SIMS			
1	15:53:28.002	<b>1:48.008</b>	108.2
2	15:55:13.123	<b>1:45.121</b>	106.5
3	15:56:57.242	<b>1:44.119</b>	107.7
4	15:58:41.523	<b>1:44.281</b>	107.5
5	16:00:24.483	<b>1:42.960</b>	107.9
6	16:02:06.953	<b>1:42.470</b>	108.1
7	16:03:49.660	<b>1:42.707</b>	<b>108.8</b>
8	16:05:32.370	<b>1:42.710</b>	107.7
9	16:07:14.830	<b>1:42.460</b>	107.5
10	16:08:58.410	<b>1:43.580</b>	103.7

(96) J SAUNDERS / S STOKOE			
1	15:53:28.842	<b>1:48.358</b>	107.7
2	15:55:13.390	<b>1:44.548</b>	<b>108.2</b>
3	15:56:58.319	<b>1:44.929</b>	107.4
4	15:58:42.220	<b>1:43.901</b>	107.5
5	16:00:25.525	<b>1:43.305</b>	108.1
6	16:02:08.141	<b>1:42.616</b>	107.5
7	16:03:50.941	<b>1:42.800</b>	107.7
8	16:05:34.161	<b>1:43.220</b>	107.2
9	16:07:17.371	<b>1:43.210</b>	106.0
10	16:09:00.717	<b>1:43.346</b>	106.0

(117) D SCHOFIELD / J SMITH			
1	15:53:30.082	<b>1:49.352</b>	109.1
2	15:55:14.512	<b>1:44.430</b>	108.4
3	15:56:59.118	<b>1:44.606</b>	107.5
4	15:58:42.698	<b>1:43.580</b>	<b>109.3</b>
5	16:00:26.380	<b>1:43.682</b>	108.9
6	16:02:09.676	<b>1:43.296</b>	108.2
7	16:03:51.983	<b>1:42.307</b>	108.8
8	16:05:35.347	<b>1:43.364</b>	107.9
9	16:07:20.593	<b>1:45.246</b>	106.7
10	16:09:10.347	<b>1:49.754</b>	107.0

(39) B MOORE / A DODD			
1	15:53:31.548	<b>1:50.152</b>	105.8
2	15:55:17.634	<b>1:46.086</b>	<b>106.2</b>

3	15:57:04.761	<b>1:47.127</b>	103.9
4	15:58:51.344	<b>1:46.583</b>	102.5
5	16:00:37.659	<b>1:46.315</b>	102.9
6	16:02:25.489	<b>1:47.830</b>	101.2
7	16:04:12.807	<b>1:47.318</b>	103.7
8	16:05:59.419	<b>1:46.612</b>	102.6
9	16:07:46.123	<b>1:46.704</b>	103.1
10	16:09:32.790	<b>1:46.667</b>	102.6

(71) C SCHOFIELD / T DAWKINS			
1	15:53:30.993	<b>1:49.840</b>	104.0
2	15:55:17.403	<b>1:46.410</b>	103.9
3	15:57:05.527	<b>1:48.124</b>	<b>104.5</b>
4	15:58:52.140	<b>1:46.613</b>	104.4
5	16:00:38.520	<b>1:46.380</b>	104.5
6	16:02:25.992	<b>1:47.472</b>	103.6
7	16:04:13.225	<b>1:47.233</b>	104.0
8	16:05:58.848	<b>1:46.623</b>	104.4
9	16:07:46.790	<b>1:46.942</b>	103.4
10	16:09:33.503	<b>1:46.713</b>	103.4

(20) P D'HENIN / G WHEELER			
1	15:53:34.024	<b>1:52.570</b>	98.3
2	15:55:22.208	<b>1:48.184</b>	99.4
3	15:57:10.855	<b>1:48.647</b>	<b>101.5</b>
4	15:58:58.834	<b>1:47.979</b>	98.8
5	16:00:48.188	<b>1:49.354</b>	99.7
6	16:02:37.147	<b>1:48.959</b>	99.1
7	16:04:24.809	<b>1:47.662</b>	98.5
8	16:06:12.557	<b>1:47.748</b>	98.5
9	16:08:00.666	<b>1:48.109</b>	98.4
10	16:09:49.507	<b>1:48.841</b>	98.0

(25) A BINGHAM / D RYDER			
1	15:53:35.997	<b>1:53.971</b>	96.7
2	15:55:27.049	<b>1:51.052</b>	<b>97.4</b>
3	15:57:19.763	<b>1:52.714</b>	95.9
4	15:59:11.761	<b>1:51.998</b>	96.1

(37) C MORPHET / W REILLY			
1	15:53:29.977	<b>1:49.227</b>	107.7
2	15:55:15.195	<b>1:45.218</b>	<b>107.9</b>
3	15:56:59.642	<b>1:44.447</b>	106.4

(13) M HEGARTY / R CHILD			
1	15:53:32.374	<b>1:51.223</b>	104.4
2	15:55:18.664	<b>1:46.290</b>	103.7
3	15:57:06.248	<b>1:47.584</b>	<b>104.7</b>

## Clerk of the Course

Sig : Time :  
 Chief Timekeeper : Ian Sharp (SMART Timing)  
 Results available at [www.smart-timing.co.uk](http://www.smart-timing.co.uk) and [www.speedhive.com](http://www.speedhive.com)

Printed: 19/08/2023 16:14:27

## Orbits

motor  
sport  
UKRACE  
WITH  
RESPECT





# DDMC Battle of Britain meeting

## Lapchart

FSRA F2 Sidecars

Cadwell Park 2.173 miles

Race 4 - 1st Race

19/08/2023 15:55

Race (10 Laps) started at 15:51:36

Competitors		Laps										
		0	1	2	3	4	5	6	7	8	9	10
S RAMSDEN / M RAMSDEN (99)	1	99	72	72	72	72	72	72	72	72	72	72
P FOUNDS / J WALMSLEY (72)	2	72	99	99	99	99	99	99	99	99	99	99
D GIBSON / R GIBBONS (7)	3	7	7	7	7	7	7	7	7	33	17	17
S HEGARTY / J NEAVE (33)	4	33	33	33	33	33	33	33	33	17	33	33
C FENWICK / P KNAPTON (87)	5	87	87	87	87	87	17	17	17	7	7	7
B ILARIA / A BROWN (8)	6	8	14	14	17	17	87	87	87	87	87	87
W LOCKEY / B BINNS (14)	7	14	8	17	14	14	14	14	14	14	14	14
B DAWSON / M SIMS (97)	8	97	17	8	8	8	8	8	8	8	8	8
G HORSPOLE / K COLE (32)	9	32	97	97	97	32	32	32	32	32	32	32
J SAUNDERS / S STOKOE (96)	10	96	32	32	32	97	97	97	97	97	97	97
D SCHOFIELD / J SMITH (117)	11	117	96	96	96	96	96	96	96	96	96	96
C MORPHET / W REILLY (37)	12	37	37	117	117	117	117	117	117	117	117	117
M HEGARTY / R CHILD (13)	13	13	117	37	37	39	39	39	39	39	39	39
C SCHOFIELD / T DAWKINS (71)	14	71	71	71	39	71	71	71	71	71	71	71
B MOORE / A DODD (39)	15	39	39	39	71	20	20	20	20	20	20	20
P D'HENIN / G WHEELER (20)	16	20	13	13	13	25						
L CRAWFORD / S HARDIE (17)	17	17	20	20	20							
A BINGHAM / D RYDER (25)	18	25	25	25	25							
-	19											

Clerk of the Course

Orbits

Sig : Time :  
 Chief Timekeeper : Ian Sharp (SMART Timing)  
 Results available at [www.smart-timing.co.uk](http://www.smart-timing.co.uk) and [www.speedhive.com](http://www.speedhive.com)  
 Printed: 19/08/2023 16:14:49



motor  
sport  
UK



RACE  
WITH  
RESPECT



**DDMC Battle of Britain meeting**

FSRA F2 Sidecars

Cadwell Park 2.173 miles

Race 10 - 2nd Race

20/08/2023 14:15

Race (10 Laps)

Top 6 reversed

POLE POSITION

2

7 D GIBSON / R GIBBONS

4

17 L CRAWFORD / S HARDIE

6

72 P FOUNDS / J WALMSLEY

8

8 B ILARIA / A BROWN

10

97 B DAWSON / M SIMS

12

117 D SCHOFIELD / J SMITH

14

71 C SCHOFIELD / T DAWKINS

16

25 A BINGHAM / D RYDER

18

13 M HEGARTY / R CHILD

1

87 C FENWICK / P KNAPTON

3

33 S HEGARTY / J NEAVE

5

99 S RAMSDEN / M RAMSDEN

7

14 W LOCKEY / B BINNS

9

32 G HORSPOLE / K COLE

11

96 J SAUNDERS / S STOKOE

13

39 B MOORE / A DODD

15

20 P D'HENIN / G WHEELER

17

37 C MORPHET / W REILLY

19

6 T BAKER / L FITZPATRICK

1

2

3

4

5

6

7

8

9

10

Clerk of the Course

Orbits

Sig : Time :  
 Chief Timekeeper : Ian Sharp (SMART Timing)  
 Results available at [www.smart-timing.co.uk](http://www.smart-timing.co.uk) and [www.speedhive.com](http://www.speedhive.com)

Printed: 19/08/2023 16:13:49



## DDMC Battle of Britain meeting

Sorted on Laps

DDMC Northern Sports & Saloons Cars Championship - B, C, D & Madwell Park 2.173 miles

Race 5 - 1st Race

19/08/2023 16:25

Race (15:00 and 1 Laps) started at 16:23:15

Pos	No.	Name	Make/Model	CC	Class	Laps	Total Tm	Diff	Best Tm	In Lap	2nd Best
1	44	Michael CUTT	BMW M3	3200	B	11	17:55.871		1:35.612	11	1:35.798
2	89	Daniel KELL	Ford Sierra XR4x4	1993T	B	11	18:53.851	57.980	1:41.643	9	1:41.669
3	31	Gary BOWERS	BMW 315	3000T	B	11	18:54.251	58.380	1:40.427	3	1:40.910
4	1	Mike WILLIAMSON	Mitsubishi EVO4	2000T	B	11	19:09.351	1:13.480	1:40.125	2	1:40.505
5	87	Stephen KELL	Ford Sierra XR4x4	1998T	B	11	19:10.709	1:14.838	1:42.467	2	1:42.864
6	88	Martin WHITEHOUSE	BMW 328	2800	B	11	19:11.806	1:15.935	1:42.353	7	1:42.633
7	43	Sam COWBURN	BMW 328i	2800	B	11	19:18.450	1:22.579	1:43.659	10	1:43.735
8	123	Stephen REECE	Lotus Elise	1800	C	11	19:36.911	1:41.040	1:44.618	11	1:45.122
9	57	Phil JORDAN	Honda Civic Type R	2000	C	11	19:37.351	1:41.480	1:43.956	11	1:45.205
10	217	Steven SOMERVILLE	BMW E36 Compact	1900	C	10	18:23.040	1 Lap	1:48.703	2	1:48.758
11	11	Madeline HUBEL	Peugeot 206	2000	C	10	18:23.234	1 Lap	1:46.483	9	1:48.290
12	55	Tom BOWES	Porsche Boxster	3200	B	10	18:23.818	1 Lap	1:46.358	9	1:47.779
13	13	James McCANN	Mazda MX5	1600	M	10	18:26.091	1 Lap	1:48.074	7	1:48.623
14	68	Stephen ROBINSON	Mazda MX5	1600	M	10	18:27.812	1 Lap	1:48.504	10	1:48.626
15	10	Paul LIGHTBURN	BMW 135i	3000T	B	10	18:53.563	1 Lap	1:46.955	5	1:47.465
16	77	Luke BOWERS	Renault Clio	2000	C	10	19:20.825	1 Lap	1:52.579	10	1:52.731
17	53	Stephen REED	Mazda MX5	1600	M	10	19:32.398	1 Lap	1:55.045	4	1:55.050
18	25	John ARMSTRONG	Porsche 924s	2500	B	9	17:59.911	2 Laps	1:54.393	5	1:54.518
19	188	Brian JUKES	VW Lupo	1600	D	9	18:07.275	2 Laps	1:57.392	8	1:57.900
20	82	Stephen HORNER	Mazda MX5	1600	M	9	18:59.355	2 Laps	2:01.194	8	2:03.394
Not classified											
DNF	78	Alex PRENTICE	VW Golf	2000T	B	1	1:52.861	DNF	1:48.779	1	

### Announcements

New Track Record (1:48.074) for NSSC Sports/Sal. (M) by James McCANN.

Car No.217 - No working transponder - Please fix before 2nd Race or risk being untimed

Margin of Victory	Avg. Speed	Best Lap Tm	Best Speed	Best Lap by
57.980	79.982	1:35.612	81.818	44 - Michael CUTT

Clerk of the Course

Orbits

Sig : Time :  
Chief Timekeeper : Ian Sharp (SMART Timing)  
Results available at [www.smart-timing.co.uk](http://www.smart-timing.co.uk) and [www.speedhive.com](http://www.speedhive.com)



Printed: 19/08/2023 16:44:59

## DDMC Battle of Britain meeting

Sorted on Laps

DDMC Northern Sports & Saloons Cars Championship - B, C, D & Madwell Park 2.173 miles

Race 5 - 1st Race

19/08/2023 16:25

Race (15:00 and 1 Laps) started at 16:23:15

Pos	No.	Name	Make/Model	CC	Class	Laps	Total Tm	Diff	Best Tm	In Lap	2nd Best
<b>NSSC Sports/Sal. (B)</b>											
1	44	Michael CUTT	BMW M3	3200	B	11	17:55.871		1:35.612	11	1:35.798
2	89	Daniel KELL	Ford Sierra XR4x4	1993T	B	11	18:53.851	57.980	1:41.643	9	1:41.669
3	31	Gary BOWERS	BMW 315	3000T	B	11	18:54.251	58.380	1:40.427	3	1:40.910
4	1	Mike WILLIAMSON	Mitsubishi EVO4	2000T	B	11	19:09.351	1:13.480	1:40.125	2	1:40.505
5	87	Stephen KELL	Ford Sierra XR4x4	1998T	B	11	19:10.709	1:14.838	1:42.467	2	1:42.864
6	88	Martin WHITEHOUSE	BMW 328	2800	B	11	19:11.806	1:15.935	1:42.353	7	1:42.633
7	43	Sam COWBURN	BMW 328i	2800	B	11	19:18.450	1:22.579	1:43.659	10	1:43.735
8	55	Tom BOWES	Porsche Boxster	3200	B	10	18:23.818	1 Lap	1:46.358	9	1:47.779
9	10	Paul LIGHTBURN	BMW 135i	3000T	B	10	18:53.563	1 Lap	1:46.955	5	1:47.465
10	25	John ARMSTRONG	Porsche 924s	2500	B	9	17:59.911	2 Laps	1:54.393	5	1:54.518
<b>Not classified</b>											
DNF	78	Alex PRENTICE	VW Golf	2000T	B	1	1:52.861	DNF	1:48.779	1	

<b>NSSC Sports/Sal. (C)</b>											
1	123	Stephen REECE	Lotus Elise	1800	C	11	19:36.911		1:44.618	11	1:45.122
2	57	Phil JORDAN	Honda Civic Type R	2000	C	11	19:37.351	0.440	1:43.956	11	1:45.205
3	217	Steven SOMERVILLE	BMW E36 Compact	1900	C	10	18:23.040	1 Lap	1:48.703	2	1:48.758
4	11	Madeline HUBEL	Peugeot 206	2000	C	10	18:23.234	1 Lap	1:46.483	9	1:48.290
5	77	Luke BOWERS	Renault Clio	2000	C	10	19:20.825	1 Lap	1:52.579	10	1:52.731

<b>NSSC Sports/Sal. (D)</b>											
1	188	Brian JUKES	VW Lupo	1600	D	9	18:07.275		1:57.392	8	1:57.900

<b>NSSC Sports/Sal. (M)</b>											
1	13	James McCANN	Mazda MX5	1600	M	10	18:26.091		1:48.074	7	1:48.623
2	68	Stephen ROBINSON	Mazda MX5	1600	M	10	18:27.812	1.721	1:48.504	10	1:48.626
3	53	Stephen REED	Mazda MX5	1600	M	10	19:32.398	1:06.307	1:55.045	4	1:55.050
4	82	Stephen HORNER	Mazda MX5	1600	M	9	18:59.355	1 Lap	2:01.194	8	2:03.394

### Announcements

New Track Record (1:48.074) for NSSC Sports/Sal. (M) by James McCANN.

Car No.217 - No working transponder - Please fix before 2nd Race or risk being untimed

Margin of Victory	Avg. Speed	Best Lap Tm	Best Speed	Best Lap by
57.980	79.982	1:35.612	81.818	44 - Michael CUTT

Clerk of the Course

Orbits

Sig : Time :  
Chief Timekeeper : Ian Sharp (SMART Timing)  
Results available at [www.smart-timing.co.uk](http://www.smart-timing.co.uk) and [www.speedhive.com](http://www.speedhive.com)



Printed: 19/08/2023 16:45:12

## DDMC Battle of Britain meeting

### DDMC Northern Sports & Saloons Cars Championship - B, C, D & Madwell Park 2.173 miles

#### Race 5 - 1st Race

19/08/2023 16:25

#### Race (15:00 and 1 Laps) started at 16:23:15

Lap	Time of Day	Lap Tm	SFSpd
(44) Michael CUTT			
1	16:24:59.693	<b>1:41.849</b>	110.2
2	16:26:37.026	<b>1:37.333</b>	110.4
3	16:28:13.147	<b>1:36.121</b>	111.3
4	16:29:49.376	<b>1:36.229</b>	110.0
5	16:31:27.921	<b>1:38.545</b>	109.8
6	16:33:05.342	<b>1:37.421</b>	110.2
7	16:34:44.382	<b>1:39.040</b>	109.8
8	16:36:20.180	<b>1:35.798</b>	110.2
9	16:37:59.624	<b>1:39.444</b>	110.6
10	16:39:35.614	<b>1:35.990</b>	109.5
11	16:41:11.226	<b>1:35.612</b>	111.1

(89) Daniel KELL			
1	16:25:04.304	<b>1:46.132</b>	103.2
2	16:26:45.973	<b>1:41.669</b>	98.0
3	16:28:27.821	<b>1:41.848</b>	97.7
4	16:30:09.881	<b>1:42.060</b>	96.6
5	16:31:52.623	<b>1:42.742</b>	101.5
6	16:33:35.382	<b>1:42.759</b>	101.4
7	16:35:19.423	<b>1:44.041</b>	99.3
8	16:37:02.354	<b>1:42.931</b>	102.5
9	16:38:43.997	<b>1:41.643</b>	103.7
10	16:40:26.481	<b>1:42.484</b>	103.6
11	16:42:09.206	<b>1:42.725</b>	99.0

(31) Gary BOWERS			
1	16:25:03.279	<b>1:44.805</b>	105.0
2	16:26:44.634	<b>1:41.355</b>	104.5
3	16:28:25.061	<b>1:40.427</b>	105.7
4	16:30:05.971	<b>1:40.910</b>	103.7
5	16:31:48.316	<b>1:42.345</b>	104.5
6	16:33:29.415	<b>1:41.099</b>	104.7
7	16:35:13.106	<b>1:43.691</b>	104.9
8	16:36:58.378	<b>1:45.272</b>	92.8
9	16:38:42.978	<b>1:44.600</b>	103.9
10	16:40:25.843	<b>1:42.865</b>	104.0
11	16:42:09.606	<b>1:43.763</b>	104.2

(1) Mike WILLIAMSON			
1	16:25:02.112	<b>1:44.549</b>	110.0
2	16:26:42.237	<b>1:40.125</b>	110.6
3	16:28:23.417	<b>1:41.180</b>	107.9
4	16:30:03.922	<b>1:40.505</b>	106.9
5	16:31:45.962	<b>1:42.040</b>	105.3
6	16:33:28.039	<b>1:42.077</b>	104.7
7	16:35:12.494	<b>1:44.455</b>	107.2
8	16:36:58.149	<b>1:45.655</b>	90.9
9	16:38:42.580	<b>1:44.431</b>	104.5
10	16:40:31.207	<b>1:48.627</b>	93.9
11	16:42:24.706	<b>1:53.499</b>	86.6

(87) Stephen KELL			
1	16:25:06.061	<b>1:46.609</b>	105.3
2	16:26:48.528	<b>1:42.467</b>	105.7
3	16:28:32.283	<b>1:43.755</b>	103.2
4	16:30:15.633	<b>1:43.350</b>	99.6
5	16:32:02.149	<b>1:46.516</b>	100.8
6	16:33:47.766	<b>1:45.617</b>	104.5
7	16:35:30.934	<b>1:43.168</b>	106.5
8	16:37:15.195	<b>1:44.261</b>	107.0
9	16:38:59.719	<b>1:44.524</b>	108.8
10	16:40:43.200	<b>1:43.481</b>	107.4
11	16:42:26.064	<b>1:42.864</b>	112.0

(88) Martin WHITEHOUSE			
1	16:25:09.364	<b>1:49.715</b>	99.0
2	16:26:56.877	<b>1:47.513</b>	97.7
3	16:28:39.866	<b>1:42.989</b>	99.0
4	16:30:22.499	<b>1:42.633</b>	98.7
5	16:32:05.833	<b>1:43.334</b>	97.7
6	16:33:49.535	<b>1:43.702</b>	99.0
7	16:35:31.888	<b>1:42.353</b>	99.6

Lap	Time of Day	Lap Tm	SFSpd
8	16:37:15.728	<b>1:43.840</b>	99.9
9	16:39:00.449	<b>1:44.721</b>	98.4
10	16:40:44.020	<b>1:43.571</b>	98.1
11	16:42:27.161	<b>1:43.141</b>	94.8

(43) Sam COWBURN			
1	16:25:08.948	<b>1:49.815</b>	94.8
2	16:26:52.683	<b>1:43.735</b>	93.3
3	16:28:37.895	<b>1:45.212</b>	94.4
4	16:30:22.061	<b>1:44.166</b>	93.2
5	16:32:07.245	<b>1:45.184</b>	94.4
6	16:33:51.497	<b>1:44.252</b>	94.4
7	16:35:35.439	<b>1:43.942</b>	93.6
8	16:37:20.357	<b>1:44.918</b>	94.5
9	16:39:05.002	<b>1:44.645</b>	93.7
10	16:40:48.661	<b>1:43.659</b>	93.2
11	16:42:33.805	<b>1:45.144</b>	90.1

(123) Stephen REECE			
1	16:25:11.380	<b>1:51.495</b>	90.6
2	16:26:58.570	<b>1:47.190</b>	93.1
3	16:28:45.344	<b>1:46.774</b>	92.8
4	16:30:32.333	<b>1:46.989</b>	91.7
5	16:32:18.814	<b>1:46.481</b>	91.7
6	16:34:05.779	<b>1:46.965</b>	92.9
7	16:35:51.989	<b>1:46.210</b>	93.2
8	16:37:37.376	<b>1:45.387</b>	93.6
9	16:39:22.526	<b>1:45.150</b>	93.5
10	16:41:07.648	<b>1:45.122</b>	93.5
11	16:42:52.266	<b>1:44.618</b>	93.7

(57) Phil JORDAN			
1	16:25:12.720	<b>1:52.367</b>	93.1
2	16:26:59.985	<b>1:47.265</b>	96.3
3	16:28:47.520	<b>1:47.535</b>	95.2
4	16:30:34.163	<b>1:46.643</b>	96.6
5	16:32:19.802	<b>1:45.639</b>	95.9
6	16:34:06.122	<b>1:46.320</b>	97.4
7	16:35:52.454	<b>1:46.332</b>	97.7
8	16:37:38.070	<b>1:45.616</b>	97.3
9	16:39:23.275	<b>1:45.205</b>	97.1
10	16:41:08.750	<b>1:45.475</b>	95.2
11	16:42:52.706	<b>1:43.956</b>	96.8

(21) Steven SOMERVILLE			
1	16:27:05.082	<b>1:49.644</b>	
2	16:28:53.785	<b>1:48.703</b>	
3	16:30:42.972	<b>1:49.187</b>	
4	16:32:32.507	<b>1:49.535</b>	
5	16:34:21.667	<b>1:49.160</b>	
6	16:36:10.425	<b>1:48.758</b>	
7	16:37:59.623	<b>1:49.198</b>	
8	16:39:48.641	<b>1:49.018</b>	
9	16:41:38.395	<b>1:49.754</b>	

(11) Madeline HUBEL			
1	16:25:19.229	<b>1:57.753</b>	96.1
2	16:27:08.258	<b>1:49.029</b>	96.0
3	16:28:57.707	<b>1:49.449</b>	96.0
4	16:30:47.358	<b>1:49.651</b>	95.6
5	16:32:36.039	<b>1:48.681</b>	95.7
6	16:34:25.264	<b>1:49.225</b>	96.4
7	16:36:13.554	<b>1:48.290</b>	95.5
8	16:38:02.792	<b>1:49.238</b>	97.1
9	16:39:49.275	<b>1:46.483</b>	96.1
10	16:41:38.589	<b>1:49.314</b>	84.4

(55) Tom BOWES			
1	16:25:20.072	<b>1:58.648</b>	98.5
2	16:27:11.140	<b>1:51.068</b>	98.5
3	16:29:00.908	<b>1:49.768</b>	99.0
4	16:30:49.654	<b>1:48.746</b>	99.1
5	16:32:37.433	<b>1:47.779</b>	99.7
6	16:34:26.632	<b>1:49.199</b>	98.8

Lap	Time of Day	Lap Tm	SFSpd
7	16:36:15.207	<b>1:48.575</b>	99.0
8	16:38:03.956	<b>1:48.749</b>	100.2
9	16:39:50.314	<b>1:46.358</b>	99.0
10	16:41:39.173	<b>1:48.859</b>	100.5

(13) James McCANN			
1	16:25:16.217	<b>1:55.606</b>	87.6
2	16:27:06.429	<b>1:50.212</b>	87.4
3	16:28:57.770	<b>1:51.341</b>	87.3
4	16:30:46.429	<b>1:48.659</b>	85.3
5	16:32:35.052	<b>1:48.623</b>	84.2
6	16:34:24.607	<b>1:49.555</b>	85.3
7	16:36:12.681	<b>1:48.074</b>	85.5
8	16:38:02.934	<b>1:50.253</b>	85.5
9	16:39:52.641	<b>1:49.707</b>	84.0
10	16:41:41.446	<b>1:48.805</b>	85.5

(68) Stephen ROBINSON			
1	16:25:15.881	<b>1:55.035</b>	85.9
2	16:27:06.051	<b>1:50.170</b>	86.4
3	16:28:56.242	<b>1:50.191</b>	85.6
4	16:30:45.994	<b>1:49.752</b>	85.5
5	16:32:35.482	<b>1:49.488</b>	85.9
6	16:34:25.135	<b>1:49.653</b>	86.1
7	16:36:16.289	<b>1:51.154</b>	86.4
8	16:38:06.037	<b>1:49.748</b>	85.7
9	16:39:54.663	<b>1:48.626</b>	84.8
10	16:41:43.167	<b>1:48.504</b>	81.9

(10) Paul LIGHTBURN			
1	16:25:17.576	<b>1:56.607</b>	100.2
2	16:27:07.545	<b>1:49.969</b>	99.9
3	16:28:56.835	<b>1:49.290</b>	100.9
4	16:30:44.300	<b>1:47.465</b>	98.4
5	16:32:31.255	<b>1:46.955</b>	100.0
6	16:34:24.273	<b>2:13.018</b>	95.6
7	16:36:15.508	<b>1:51.235</b>	97.8
8	16:38:05.936	<b>1:50.428</b>	97.5
9	16:40:18.142	<b>1:52.206</b>	99.7
10	16:42:08.918	<b>1:50.776</b>	99.4

(77) Luke BOWERS			
1	16:25:24.133	<b>2:00.334</b>	88.0
2	16:27:19.728	<b>1:55.595</b>	88.3
3	16:29:15.212	<b>1:55.484</b>	88.9
4	16:31:10.380	<b>1:55.168</b>	87.2
5	16:33:04.545	<b>1:54.165</b>	87.8
6	16:35:01.934	<b>1:57.389</b>	85.5
7	16:36:57.931	<b>1:55.997</b>	87.6
8	16:38:50.870	<b>1:52.939</b>	86.9
9	16:40:43.601	<b>1:52.731</b>	88.1
10	16:42:36.180	<b>1:52.579</b>	87.5

(53) Stephen REED			
1	16:25:22.059	<b>1:59.800</b>	85.2
2	16:27:17.642	<b>1:55.583</b>	82.7
3	16:29:13.281	<b>1:55.639</b>	84.6
4	16:31:08.326	<b>1:55.045</b>	83.3
5	16:33:03.376	<b>1:55.050</b>	83.1
6	16:35:01.525	<b>1:58.149</b>	83.9
7	16:36:58.494	<b>1:56.969</b>	80.0
8	16:38:54.159	<b>1:55.665</b>	82.0
9	16:40:51.780	<b>1:57.621</b>	82.4
10	16:42:47.753	<b>1:55.973</b>	81.4

(25) John ARMSTRONG			
1	16:25:22.791	2:00.187	89.2
2	16:27:18.980	1:56.189	89.5
3	16:29:14.633	1:55.653	89.5
4	16:31:09.151	1:54.518	89.7
5	16:33:03.544	1:54.393	89.6
6	16:35:20.315	2:16.771	88.1
7	16:37:17.960	1:57.645	88.8
8	16:39:16.052	1:58.092	88.8

## DDMC Battle of Britain meeting

DDMC Northern Sports & Saloons Cars Championship - B, C, D & Madwell Park 2.173 miles

Race 5 - 1st Race

19/08/2023 16:25

Race (15:00 and 1 Laps) started at 16:23:15

Lap	Time of Day	Lap Tm	SFSpd	Lap	Time of Day	Lap Tm	SFSpd	Lap	Time of Day	Lap Tm	SFSpd
9	16:41:15.266	1:59.214	88.5								
(188) Brian JUKES											
1	16:25:31.798	2:07.271	87.2								
2	16:27:30.599	1:58.801	87.5								
3	16:29:28.776	1:58.177	85.8								
4	16:31:26.676	1:57.900	86.4								
5	16:33:25.108	1:58.432	86.4								
6	16:35:24.904	1:59.796	86.7								
7	16:37:24.780	1:59.876	87.2								
8	16:39:22.172	1:57.392	81.0								
9	16:41:22.630	2:00.458	80.2								
(82) Stephen HORNER											
1	16:25:31.757	2:07.710	80.5								
2	16:27:37.630	2:05.873	79.2								
3	16:29:45.146	2:07.516	78.2								
4	16:31:53.358	2:08.212	78.9								
5	16:34:01.397	2:08.039	79.5								
6	16:36:04.791	2:03.394	80.4								
7	16:38:09.763	2:04.972	80.7								
8	16:40:10.957	2:01.194	79.5								
9	16:42:14.710	2:03.753	81.1								
(78) Alex PRENTICE											
1	16:25:08.216	1:48.779									

Clerk of the Course

Orbits

Sig : Time :  
Chief Timekeeper : Ian Sharp (SMART Timing)  
Results available at [www.smart-timing.co.uk](http://www.smart-timing.co.uk) and [www.speedhive.com](http://www.speedhive.com)

Printed: 19/08/2023 16:45:30



## DDMC Battle of Britain meeting

## Lapchart

DDMC Northern Sports & Saloons Cars Championship - B, C, D & Madwell Park 2.173 miles

Race 5 - 1st Race

19/08/2023 16:25

Race (15:00 and 1 Laps) started at 16:23:15



Competitors		Laps											
		0	1	2	3	4	5	6	7	8	9	10	11
Mike WILLIAMSON (1)	1	1	44	44	44	44	44	44	44	44	44	44	44
Michael CUTT (44)	2	44	1	1	1	1	1	1	1	1	1	31	89
Daniel KELL (89)	3	89	31	31	31	31	31	31	31	31	31	89	31
Gary BOWERS (31)	4	31	89	89	89	89	89	89	89	89	89	1	1
Sam COWBURN (43)	5	43	87	87	87	87	87	87	87	87	87	87	87
Alex PRENTICE (78)	6	78	78	43	43	43	88	88	88	88	88	88	88
Stephen KELL (87)	7	87	43	88	88	88	43	43	43	43	43	43	43
Martin WHITEHOUSE (88)	8	88	88	123	123	123	123	123	123	123	123	123	123
Stephen REECE (123)	9	123	123	57	57	57	57	57	57	57	57	57	57
Phil JORDAN (57)	10	57	57	68	68	10	10	13	13	11	11	11	
James McCANN (13)	11	13	68	13	10	68	13	68	11	13	55	55	
Stephen ROBINSON (68)	12	68	13	10	11	13	68	11	55	55	13	13	
Paul LIGHTBURN (10)	13	10	10	11	13	11	11	55	68	68	68	68	
Tom BOWES (55)	14	55	11	55	55	55	55	10	10	10	10	10	
Madeline HUBEL (11)	15	11	55	53	53	53	53	53	77	77	77	77	
Stephen REED (53)	16	53	53	25	25	25	25	77	53	53	53	53	53
John ARMSTRONG (25)	17	25	25	77	77	77	77	25	25	25	25	25	
Luke BOWERS (77)	18	77	77	188	188	188	188	188	188	188	188	188	188
Stephen HORNER (82)	19	82	82	82	82	82	82	217	217	217	217	217	
Brian JUKES (188)	20	188	188	217	217	217	217	217	82	82	82	82	
Steven SOMERVILLE (217)	21	217	217										

Clerk of the Course

Sig : Time :  
Chief Timekeeper : Ian Sharp (SMART Timing)  
Results available at [www.smart-timing.co.uk](http://www.smart-timing.co.uk) and [www.speedhive.com](http://www.speedhive.com)  
Printed: 19/08/2023 16:45:52

Orbits



motor  
sport  
UK







## DDMC Battle of Britain meeting

Sorted on Laps

PI FSRA Sidecars

Cadwell Park 2.173 miles

Race 6 - 2nd Race

19/08/2023 16:55

Race (8 Laps) started at 16:59:51

Pos	No.	Name	Make/Model	CC	Class	Laps	Total Tm	Diff	Best Tm	In Lap	2nd Best
1	9	G FAIRHURST / B ANDREWS	Windle Kawasaki	900	F1	8	14:57.946		1:46.884	2	1:49.272
2	18	M BEST / M EASTELL			Gue	8	15:21.918	23.972	1:52.761	4	1:52.948
3	14	M BURNS / S WINFROW			F1	8	15:33.564	35.618	1:52.865	2	1:54.792
4	56	R GILROY / C SMYTH			F2	8	15:37.823	39.877	1:54.272	5	1:54.442
5	54	D QUIRK / S REEVES	Bellas Vincent	1272	Gue	8	15:39.893	41.947	1:56.285	2	1:56.527
6	88	J STEPHENSON / A MASON	Suzuki	100	F1	8	15:41.782	43.836	1:55.372	3	1:56.218
7	30	R BUTLER / J SAUNDERS	Ireson F2	600	Gue	8	15:47.575	49.629	1:56.309	5	1:57.073
8	7	A PEARSON / B PEARSON			Gue	8	15:53.019	55.073	1:56.600	2	1:57.669
9	181	D TIBBLES / R GREENWOOD	DDR Yamaha	1100	F1	8	15:56.692	58.746	1:56.972	4	1:57.504
10	127	G McMAHON / M RANSON	Shelbourne Suzuki	600	F1	8	15:57.786	59.840	1:57.668	3	1:57.735
11	32	G KNIGHT / S KNIGHT	Yamaha GSR	600	F2	8	16:18.656	1:20.710	1:58.183	4	1:58.614
12	967	G HODGSON / D HODGSON	Shelbourne	600	F2	7	15:11.488	1 Lap	2:05.201	3	2:05.573
13	188	B JUKES / J MILLER	Baker Suzuki	600	Gue	7	15:42.550	1 Lap	2:11.347	6	2:12.589
14	156	J TYRRELL / J THOMAS	Thundercat	600	F2	7	17:12.378	1 Lap	2:23.207	1	2:23.932

## Not classified

DNF	97	B DAWSON / M SIMS	LCR Honda	600	Gue	2	3:34.620	DNF	1:43.384	2	1:49.140
DNF	908	S WOOLCOT / T SAVILLE	Derbyshire	600	F2		6.284	DNF		0	
DNS	16	D SALLEH / J FAIRHURST	Ireson Yam T'Cat	599	F2			DNS		0	
DNS	146	R SAUNDERS / G PYMM			Gue			DNS		0	
DNS	37	C MORPHET / W REILLY	LCR Honda	600	Gue			DNS		0	

## Announcements

New Track Record (1:46.884) for FSRA PI F1 by G FAIRHURST / B ANDREWS.

New Track Record (1:54.272) for FSRA PI F2 by R GILROY / C SMYTH.

Margin of Victory	Avg. Speed	Best Lap Tm	Best Speed	Best Lap by
23.972	69.695	1:43.384	75.667	97 - B DAWSON / M SIMS

## Clerk of the Course

## Orbits

Sig : Time :  
 Chief Timekeeper : Ian Sharp (SMART Timing)  
 Results available at [www.smart-timing.co.uk](http://www.smart-timing.co.uk) and [www.speedhive.com](http://www.speedhive.com)

Printed: 19/08/2023 17:17:51





## DDMC Battle of Britain meeting

Sorted on Laps

PI FSRA Sidecars

Cadwell Park 2.173 miles

Race 6 - 2nd Race

19/08/2023 16:55

Race (8 Laps) started at 16:59:51

Pos	No.	Name	Make/Model	CC	Class	Laps	Total Tm	Diff	Best Tm	In Lap	2nd Best
<b>FSRA PI F1</b>											
1	9	G FAIRHURST / B ANDREWS	Windle Kawasaki	900	F1	8	14:57.946		1:46.884	2	1:49.272
2	14	M BURNS / S WINFROW			F1	8	15:33.564	35.618	1:52.865	2	1:54.792
3	88	J STEPHENSON / A MASON	Suzuki	100	F1	8	15:41.782	43.836	1:55.372	3	1:56.218
4	181	D TIBBLES / R GREENWOOD	DDR Yamaha	1100	F1	8	15:56.692	58.746	1:56.972	4	1:57.504
5	127	G McMAHON / M RANSON	Shelbourne Suzuki	600	F1	8	15:57.786	59.840	1:57.668	3	1:57.735

<b>FSRA PI F2</b>											
1	56	R GILROY / C SMYTH			F2	8	15:37.823		1:54.272	5	1:54.442
2	32	G KNIGHT / S KNIGHT	Yamaha GSR	600	F2	8	16:18.656	40.833	1:58.183	4	1:58.614
3	967	G HODGSON / D HODGSON	Shelbourne	600	F2	7	15:11.488	1 Lap	2:05.201	3	2:05.573
4	156	J TYRRELL / J THOMAS	Thundercat	600	F2	7	17:12.378	1 Lap	2:23.207	1	2:23.932

Not classified

DNF	908	S WOOLCOT / T SAVILLE	Derbyshire	600	F2		6.284	DNF		0	
DNS	16	D SALLEH / J FAIRHURST	Ireson Yam T'Cat	599	F2			DNS		0	

FSRA PI Guest

1	18	M BEST / M EASTELL			Gue	8	15:21.918		1:52.761	4	1:52.948
2	54	D QUIRK / S REEVES	Bellas Vincent	1272	Gue	8	15:39.893	17.975	1:56.285	2	1:56.527
3	30	R BUTLER / J SAUNDERS	Ireson F2	600	Gue	8	15:47.575	25.657	1:56.309	5	1:57.073
4	7	A PEARSON / B PEARSON			Gue	8	15:53.019	31.101	1:56.600	2	1:57.669
5	188	B JUKES / J MILLER	Baker Suzuki	600	Gue	7	15:42.550	1 Lap	2:11.347	6	2:12.589

Not classified

DNF	97	B DAWSON / M SIMS	LCR Honda	600	Gue	2	3:34.620	DNF	1:43.384	2	1:49.140
DNS	146	R SAUNDERS / G PYMM			Gue			DNS		0	
DNS	37	C MORPHET / W REILLY	LCR Honda	600	Gue			DNS		0	

## Announcements

New Track Record (1:46.884) for FSRA PI F1 by G FAIRHURST / B ANDREWS.

New Track Record (1:54.272) for FSRA PI F2 by R GILROY / C SMYTH.

Margin of Victory	Avg. Speed	Best Lap Tm	Best Speed	Best Lap by
23.972	69.695	1:43.384	75.667	97 - B DAWSON / M SIMS

Clerk of the Course

Orbits

Sig : Time :  
 Chief Timekeeper : Ian Sharp (SMART Timing)  
 Results available at [www.smart-timing.co.uk](http://www.smart-timing.co.uk) and [www.speedhive.com](http://www.speedhive.com)

Printed: 19/08/2023 17:18:11





## DDMC Battle of Britain meeting

## PI FSRA Sidecars

Cadwell Park 2.173 miles

## Race 6 - 2nd Race

19/08/2023 16:55

## Race (8 Laps) started at 16:59:51

Lap	Time of Day	Lap Tm	SFSpd
(9) G FAIRHURST / B ANDREWS			
1	17:01:45.194	<b>1:51.097</b>	104.5
2	17:03:32.078	<b>1:46.884</b>	<b>104.7</b>
3	17:05:21.350	<b>1:49.272</b>	103.1
4	17:07:13.649	<b>1:52.299</b>	102.8
5	17:09:06.937	<b>1:53.288</b>	98.3
6	17:11:00.733	<b>1:53.796</b>	99.0
7	17:12:55.160	<b>1:54.427</b>	98.5
8	17:14:49.470	<b>1:54.310</b>	93.9

(18) M BEST / M EASTELL			
1	17:01:55.834	<b>2:01.018</b>	105.8
2	17:03:52.666	<b>1:56.832</b>	111.1
3	17:05:46.458	<b>1:53.792</b>	<b>111.7</b>
4	17:07:39.219	<b>1:52.761</b>	110.7
5	17:09:32.167	<b>1:52.948</b>	111.1
6	17:11:26.538	<b>1:54.371</b>	110.2
7	17:13:19.605	<b>1:53.067</b>	107.7
8	17:15:13.442	<b>1:53.837</b>	108.1

(14) M BURNS / S WINFROW			
1	17:01:49.096	<b>1:54.942</b>	<b>105.3</b>
2	17:03:41.961	<b>1:52.865</b>	104.4
3	17:05:36.753	<b>1:54.792</b>	104.7
4	17:07:33.363	<b>1:56.610</b>	102.9
5	17:09:31.417	<b>1:58.054</b>	99.0
6	17:11:29.811	<b>1:58.394</b>	101.5
7	17:13:25.765	<b>1:55.954</b>	101.5
8	17:15:25.088	<b>1:59.323</b>	101.1

(56) R GILROY / C SMYTH			
1	17:01:59.745	<b>1:59.668</b>	98.3
2	17:03:56.984	<b>1:57.239</b>	<b>101.4</b>
3	17:05:52.127	<b>1:55.143</b>	100.8
4	17:07:49.018	<b>1:56.891</b>	98.7
5	17:09:43.290	<b>1:54.272</b>	96.4
6	17:11:39.328	<b>1:56.038</b>	99.3
7	17:13:34.905	<b>1:55.577</b>	95.5
8	17:15:29.347	<b>1:54.442</b>	96.6

(54) D QUIRK / S REEVES			
1	17:01:53.446	<b>1:58.764</b>	93.3
2	17:03:49.731	<b>1:56.285</b>	92.8
3	17:05:46.258	<b>1:56.527</b>	93.5
4	17:07:42.968	<b>1:56.710</b>	93.7
5	17:09:40.623	<b>1:57.655</b>	92.4
6	17:11:37.614	<b>1:56.991</b>	91.3
7	17:13:34.451	<b>1:56.837</b>	93.5
8	17:15:31.417	<b>1:56.966</b>	<b>94.4</b>

(88) J STEPHENSON / A MASON			
1	17:01:57.113	<b>2:01.984</b>	104.4
2	17:03:53.394	<b>1:56.281</b>	105.2
3	17:05:48.766	<b>1:55.372</b>	105.0
4	17:07:44.984	<b>1:56.218</b>	104.4
5	17:09:42.010	<b>1:57.026</b>	100.8
6	17:11:39.080	<b>1:57.070</b>	99.3
7	17:13:35.879	<b>1:56.799</b>	<b>105.3</b>
8	17:15:33.306	<b>1:57.427</b>	99.6

(30) R BUTLER / J SAUNDERS			
1	17:01:54.786	<b>1:59.633</b>	<b>102.6</b>
2	17:03:52.306	<b>1:57.520</b>	101.8
3	17:05:51.840	<b>1:59.534</b>	101.7
4	17:07:50.310	<b>1:58.470</b>	101.7
5	17:09:46.619	<b>1:56.309</b>	100.5
6	17:11:44.659	<b>1:58.040</b>	97.8
7	17:13:41.732	<b>1:57.073</b>	100.2
8	17:15:39.099	<b>1:57.367</b>	100.3

(7) A PEARSON / B PEARSON			
1	17:01:58.990	<b>2:03.246</b>	<b>100.5</b>
2	17:03:55.590	<b>1:56.600</b>	97.7

Lap	Time of Day	Lap Tm	SFSpd
3	17:05:53.467	<b>1:57.877</b>	97.5
4	17:07:51.471	<b>1:58.004</b>	96.0
5	17:09:49.593	<b>1:58.122</b>	97.7
6	17:11:47.343	<b>1:57.750</b>	96.1
7	17:13:45.012	<b>1:57.669</b>	94.0
8	17:15:44.543	<b>1:59.531</b>	92.2

(181) D TIBBLES / R GREENWOOD			
1	17:01:55.701	<b>2:00.168</b>	99.7
2	17:03:54.218	<b>1:58.517</b>	<b>100.0</b>
3	17:05:51.722	<b>1:57.504</b>	97.7
4	17:07:48.694	<b>1:56.972</b>	99.1
5	17:09:49.085	<b>2:00.391</b>	96.1
6	17:11:50.752	<b>2:01.667</b>	95.2
7	17:13:49.798	<b>1:59.046</b>	95.2
8	17:15:48.216	<b>1:58.418</b>	95.1

(127) G McMAHON / M RANSON			
1	17:01:59.335	<b>2:03.895</b>	104.5
2	17:03:58.114	<b>1:58.779</b>	97.8
3	17:05:55.782	<b>1:57.668</b>	<b>104.9</b>
4	17:07:53.517	<b>1:57.735</b>	104.9
5	17:09:51.508	<b>1:57.991</b>	99.6
6	17:11:51.762	<b>2:00.254</b>	97.1
7	17:13:51.248	<b>1:59.486</b>	96.8
8	17:15:49.310	<b>1:58.062</b>	96.7

(32) G KNIGHT / S KNIGHT			
1	17:01:58.270	<b>2:01.809</b>	97.8
2	17:03:56.884	<b>1:58.614</b>	97.4
3	17:05:56.154	<b>1:59.270</b>	<b>99.6</b>
4	17:07:54.337	<b>1:58.183</b>	99.4
5	17:09:54.260	<b>1:59.923</b>	88.5
6	17:12:00.124	<b>2:05.864</b>	85.8
7	17:14:05.206	<b>2:05.082</b>	88.1
8	17:16:10.180	<b>2:04.974</b>	83.3

(967) G HODGSON / D HODGSON			
1	17:02:02.743	<b>2:05.907</b>	<b>93.6</b>
2	17:04:08.316	<b>2:05.573</b>	91.2
3	17:06:13.517	<b>2:05.201</b>	90.0
4	17:08:21.114	<b>2:07.597</b>	88.0
5	17:10:32.338	<b>2:11.224</b>	90.8
6	17:12:47.042	<b>2:14.704</b>	85.5
7	17:15:03.012	<b>2:15.970</b>	74.4

(188) B JUKES / J MILLER			
1	17:02:15.009	<b>2:15.988</b>	88.0
2	17:04:29.073	<b>2:14.064</b>	92.3
3	17:06:41.662	<b>2:12.589</b>	92.3
4	17:08:54.476	<b>2:12.814</b>	90.0
5	17:11:08.343	<b>2:13.867</b>	<b>93.6</b>
6	17:13:19.690	<b>2:11.347</b>	86.5
7	17:15:34.074	<b>2:14.384</b>	84.9

(156) J TYRRELL / J THOMAS			
1	17:02:21.549	<b>2:23.207</b>	<b>73.1</b>
2	17:04:48.477	<b>2:26.928</b>	71.2
3	17:07:15.874	<b>2:27.397</b>	70.3
4	17:09:44.126	<b>2:28.252</b>	71.5
5	17:12:10.614	<b>2:26.488</b>	69.5
6	17:14:39.970	<b>2:29.356</b>	71.3
7	17:17:03.902	<b>2:23.932</b>	71.8

(97) B DAWSON / M SIMS			
1	17:01:42.760	<b>1:49.140</b>	106.4
2	17:03:26.144	<b>1:43.384</b>	<b>107.2</b>

Clerk of the Course

Orbits

Sig : Time :  
 Chief Timekeeper : Ian Sharp (SMART Timing)  
 Results available at [www.smart-timing.co.uk](http://www.smart-timing.co.uk) and [www.speedhive.com](http://www.speedhive.com)

Printed: 19/08/2023 17:19:06





## DDMC Battle of Britain meeting

## Lapchart

## PI FSRA Sidecars

Cadwell Park 2.173 miles

## Race 6 - 2nd Race

19/08/2023 16:55

## Race (8 Laps) started at 16:59:51



Competitors	Laps								
	0	1	2	3	4	5	6	7	8
B DAWSON / M SIMS (97)	1	97	97	97	9	9	9	9	9
G FAIRHURST / B ANDREWS (9)	2	9	9	9	14	14	14	18	18
M BURNS / S WINFROW (14)	3	14	14	14	54	18	18	14	14
D QUIRK / S REEVES (54)	4	54	54	54	18	54	54	54	56
M BEST / M EASTELL (18)	5	18	30	30	88	88	88	56	54
J STEPHENSON / A MASON (88)	6	88	181	18	181	181	56	56	88
R BUTLER / J SAUNDERS (30)	7	30	18	88	30	56	30	30	30
G McMAHON / M RANSON (127)	8	127	88	181	56	30	181	7	7
D TIBBLES / R GREENWOOD (181)	9	181	32	7	7	7	7	181	181
A PEARSON / B PEARSON (7)	10	7	7	32	127	127	127	127	127
G KNIGHT / S KNIGHT (32)	11	32	127	56	32	32	32	32	32
G HODGSON / D HODGSON (967)	12	967	56	127	967	967	967	967	967
S WOOLCOT / T SAVILLE (908)	13	908	967	967	188	188	188	188	188
J TYRRELL / J THOMAS (156)	14	156	188	188	156	156	156	156	156
B JUKES / J MILLER (188)	15	188	156	156					
R GILROY / C SMYTH (56)	16	56							
-	17								
-	18								
-	19								

## Clerk of the Course

## Orbits

Sig : Time :  
 Chief Timekeeper : Ian Sharp (SMART Timing)  
 Results available at [www.smart-timing.co.uk](http://www.smart-timing.co.uk) and [www.speedhive.com](http://www.speedhive.com)

Printed: 19/08/2023 17:19:28

motor  
sport  
UKRACE  
WITH  
RESPECT

**DDMC Battle of Britain meeting**

PI FSRA Sidecars

Cadwell Park 2.173 miles

Race 9 - 3rd Race

20/08/2023 12:30

Race (8 Laps)

POLE POSITION

2

18 M BEST / M EASTELL

4

56 R GILROY / C SMYTH

6

88 J STEPHENSON / A MASON

8

7 A PEARSON / B PEARSON

10

127 G McMAHON / M RANSON

12

967 G HODGSON / D HODGSON

14

156 J TYRRELL / J THOMAS

16

908 S WOOLCOT / T SAVILLE

18

146 R SAUNDERS / G PYMM

1

9 G FAIRHURST / B ANDREWS

3

14 M BURNS / S WINFROW

5

54 D QUIRK / S REEVES

7

30 R BUTLER / J SAUNDERS

9

181 D TIBBLES / R GREENWOOD

11

32 G KNIGHT / S KNIGHT

13

188 B JUKES / J MILLER

15

97 B DAWSON / M SIMS

17

16 D SALLEH / J FAIRHURST

19

37 C MORPHET / W REILLY

1

2

3

4

5

6

7

8

9

10

Clerk of the Course

Orbits

Sig : Time :  
 Chief Timekeeper : Ian Sharp (SMART Timing)  
 Results available at [www.smart-timing.co.uk](http://www.smart-timing.co.uk) and [www.speedhive.com](http://www.speedhive.com)

Printed: 19/08/2023 17:22:09





**DDMC Battle of Britain meeting**
**Sorted on best lap time**
**SMRC Citroen C1 Cup**
**Cadwell Park 2.173 miles**
**Warm Up**
**20/08/2023 10:00**
**Practice (15:00 Time) started at 10:01:18**

Pos	No.	Name	Make/Model	CC	Class	C Laps	Best Tm	Diff	Best Speed	2nd Best
1	529	James HITCHEN	Citroen C1	1000	C1N	8	1:58.202		66.182	1:58.212
2	51	Murray SCOTT	Citroen C1	1000	C1N	8	1:58.372	0.170	66.087	1:58.667
3	1	Sam CORSON	Citroen C1	1000	C1	7	1:58.497	0.295	66.017	1:59.683
4	23	Thomas COMBER	Citroen C1	1000	C1	8	1:58.574	0.372	65.974	1:58.883
5	598	Daniel KELL	Citroen C1	1000	Gue	6	1:58.745	0.543	65.879	1:58.766
6	117	Marc NISBET	Citroen C1	1000	C1N	5	1:59.275	1.073	65.586	1:59.522
7	24	Ayden WILSON	Citroen C1	1000	C1N	7	1:59.327	1.125	65.558	1:59.442
8	99	Dan MARTIN	Citroen C1	1000	C1	5	1:59.515	1.313	65.455	2:00.415
9	70	Andrew DAVIDSON	Citroen C1	1000	C1	7	1:59.729	1.527	65.338	1:59.837
10	684	Ralph STURROCK	Citroen C1	1000	C1N	8	1:59.745	1.543	65.329	1:59.896
11	110	Calum CONWAY	Citroen C1	1000	C1	5	2:00.047	1.845	65.164	2:01.081
12	88	Henry GILLIESPIE	Citroen C1	1000	C1N	7	2:01.471	3.269	64.401	2:01.992
13	89	Ross DUNN	Citroen C1	1000	C1	6	2:01.695	3.493	64.282	2:02.009
14	470	Katrina GRAY	Citroen C1	1000	C1	7	2:02.774	4.572	63.717	2:03.028
15	460	John PROCTOR	Citroen C1	1000	C1	7	2:06.052	7.850	62.060	2:06.358

Clerk of the Course

Orbits

Sig : Time :  
 Chief Timekeeper : Ian Sharp (SMART Timing)  
 Results available at [www.smart-timing.co.uk](http://www.smart-timing.co.uk) and [www.speedhive.com](http://www.speedhive.com)  
 Printed: 20/08/2023 10:19:20



# DDMC Battle of Britain meeting

## SMRC Citroen C1 Cup

Cadwell Park 2.173 miles

## Warm Up

20/08/2023 10:00

## Practice (15:00 Time) started at 10:01:18

Lap	Time of Day	Lap Tm	SFSpd
(529) James HITCHEN			
1	10:03:52.108	<b>2:00.732</b>	73.7
2	10:05:51.098	<b>1:58.990</b>	73.3
3	10:07:50.694	<b>1:59.596</b>	68.6
4	10:09:52.445	<b>2:01.751</b>	74.6
5	10:11:51.503	<b>1:59.058</b>	<b>75.0</b>
6	10:13:49.705	<b>1:58.202</b>	73.7
7	10:15:47.917	<b>1:58.212</b>	73.8
8	10:17:46.366	<b>1:58.449</b>	73.6

(51) Murray SCOTT			
1	10:03:53.546	<b>2:02.785</b>	74.8
2	10:05:52.908	<b>1:59.362</b>	74.7
3	10:07:51.757	<b>1:58.849</b>	74.4
4	10:09:51.658	<b>1:59.901</b>	74.0
5	10:11:51.045	<b>1:59.387</b>	74.2
6	10:13:51.082	<b>2:00.037</b>	<b>74.9</b>
7	10:15:49.454	<b>1:58.372</b>	74.9
8	10:17:48.121	<b>1:58.667</b>	74.6

(1) Sam CORSON			
1	10:04:34.724	<b>2:24.895</b>	75.8
2	10:06:39.826	<b>2:05.102</b>	75.4
3	10:08:44.132	<b>2:04.306</b>	75.6
4	10:10:44.152	<b>2:00.020</b>	<b>76.7</b>
5	10:12:43.835	<b>1:59.683</b>	76.1
6	10:14:44.952	<b>2:01.117</b>	74.6
7	10:16:43.449	<b>1:58.497</b>	74.9

(23) Thomas COMBER			
1	10:04:20.411	<b>2:05.491</b>	74.9
2	10:06:19.294	<b>1:58.883</b>	<b>75.7</b>
3	10:08:20.234	<b>2:00.940</b>	74.6
4	10:10:18.808	<b>1:58.574</b>	74.9
5	10:12:18.252	<b>1:59.444</b>	74.2
6	10:14:18.075	<b>1:59.823</b>	74.2
7	10:16:17.300	<b>1:59.225</b>	74.2
8	10:18:16.228	<b>1:58.928</b>	74.2

(598) Daniel KELL			
1	10:03:57.743	<b>2:00.902</b>	74.3
2	10:05:57.147	<b>1:59.404</b>	74.2
3	10:07:56.104	<b>1:58.957</b>	74.4
4	10:09:54.849	<b>1:58.745</b>	74.1
5	10:11:54.137	<b>1:59.288</b>	74.2
6	10:13:52.903	<b>1:58.766</b>	<b>74.5</b>

(117) Marc NISBET			
1	10:04:27.658	<b>2:06.620</b>	<b>75.5</b>
2	10:06:31.562	<b>2:03.904</b>	74.7
3	10:08:30.837	<b>1:59.275</b>	75.1
4	10:10:30.359	<b>1:59.522</b>	75.4
5	10:12:32.970	<b>2:02.611</b>	54.0

(24) Ayden WILSON			
1	10:04:17.514	<b>2:05.687</b>	74.3
2	10:06:17.157	<b>1:59.643</b>	74.5
3	10:08:17.762	<b>2:00.605</b>	74.3
4	10:10:17.738	<b>1:59.976</b>	73.9
5	10:12:19.226	<b>2:01.488</b>	74.5
6	10:14:18.553	<b>1:59.327</b>	<b>75.3</b>
7	10:16:17.995	<b>1:59.442</b>	75.1

(99) Dan MARTIN			
1	10:04:19.321	<b>2:08.374</b>	74.3
2	10:06:18.836	<b>1:59.515</b>	75.1
3	10:08:22.586	<b>2:03.750</b>	<b>75.2</b>
4	10:10:23.001	<b>2:00.415</b>	74.4
5	10:12:36.506	<b>2:13.505</b>	73.8

(70) Andrew DAVIDSON			
1	10:04:27.118	<b>2:10.232</b>	<b>75.0</b>
2	10:06:29.651	<b>2:02.533</b>	74.1

Lap	Time of Day	Lap Tm	SFSpd
3	10:08:30.075	<b>2:00.424</b>	74.9
4	10:10:29.912	<b>1:59.837</b>	74.9
5	10:12:30.151	<b>2:00.239</b>	74.2
6	10:14:30.675	<b>2:00.524</b>	74.2
7	10:16:30.404	<b>1:59.729</b>	74.5

(684) Ralph STURROCK			
1	10:04:02.706	<b>2:02.807</b>	<b>74.4</b>
2	10:06:03.404	<b>2:00.698</b>	74.3
3	10:08:04.017	<b>2:00.613</b>	74.2
4	10:10:04.114	<b>2:00.097</b>	74.0
5	10:12:04.010	<b>1:59.896</b>	74.1
6	10:14:04.469	<b>2:00.459</b>	74.3
7	10:16:04.479	<b>2:00.010</b>	74.1
8	10:18:04.224	<b>1:59.745</b>	73.7

(110) Calum CONWAY			
1	10:04:28.431	<b>2:04.596</b>	74.7
2	10:06:43.517	<b>2:15.086</b>	72.9
3	10:08:44.816	<b>2:01.299</b>	74.6
4	10:10:44.863	<b>2:00.047</b>	<b>74.9</b>
5	10:12:45.944	<b>2:01.081</b>	74.8

(88) Henry GILLIESPIE			
1	10:04:32.837	<b>2:10.285</b>	75.4
2	10:06:36.587	<b>2:03.750</b>	<b>76.0</b>
3	10:08:40.084	<b>2:03.497</b>	73.8
4	10:10:42.076	<b>2:01.992</b>	74.4
5	10:12:43.547	<b>2:01.471</b>	74.6
6	10:14:46.397	<b>2:02.850</b>	75.3
7	10:16:53.766	<b>2:07.369</b>	74.6

(89) Ross DUNN			
1	10:04:32.568	<b>2:11.967</b>	73.7
2	10:06:36.395	<b>2:03.827</b>	74.5
3	10:08:40.364	<b>2:03.969</b>	70.2
4	10:10:43.945	<b>2:03.581</b>	<b>74.6</b>
5	10:12:45.640	<b>2:01.695</b>	74.0
6	10:14:47.649	<b>2:02.009</b>	74.5

(470) Katrina GRAY			
1	10:04:26.924	<b>2:13.480</b>	73.5
2	10:06:31.371	<b>2:04.447</b>	<b>73.7</b>
3	10:08:35.944	<b>2:04.573</b>	72.9
4	10:10:38.718	<b>2:02.774</b>	72.5
5	10:12:41.746	<b>2:03.028</b>	73.3
6	10:14:46.155	<b>2:04.409</b>	73.1
7	10:16:52.544	<b>2:06.389</b>	73.5

(460) John PROCTOR			
1	10:04:09.086	<b>2:09.193</b>	73.3
2	10:06:16.122	<b>2:07.036</b>	73.4
3	10:08:22.174	<b>2:06.052</b>	<b>74.2</b>
4	10:10:28.532	<b>2:06.358</b>	73.7
5	10:12:37.376	<b>2:08.844</b>	73.4
6	10:14:45.018	<b>2:07.642</b>	70.9
7	10:16:51.534	<b>2:06.516</b>	73.8

Clerk of the Course

Orbits

Sig : Time :  
 Chief Timekeeper : Ian Sharp (SMART Timing)  
 Results available at [www.smart-timing.co.uk](http://www.smart-timing.co.uk) and [www.speedhive.com](http://www.speedhive.com)  
 Printed: 20/08/2023 10:19:45

## DDMC Battle of Britain meeting

Sorted on best lap time

DDMC Northern Sports & Saloons Cars Championship - A&E

Cadwell Park 2.173 miles

Warm Up

20/08/2023 10:20

Practice (15:00 Time) started at 10:21:24

Pos	No.	Name	Make/Model	CC	Class	C Laps	Best Tm	Diff	Best Speed	2nd Best
1	44	Michael CUTT	BMW M3	3200	B	5	1:35.837		81.626	1:36.502
2	311	Sam SMITH	Caterham R300	2000	E1	9	1:37.612	1.775	80.142	1:37.802
3	12	Scott HUBEL	Peugeot 205 T16	2000	A2	8	1:40.225	4.388	78.052	1:40.230
4	42	Steve TOWERS	Ludlow Tigra	2300	A1	8	1:40.862	5.025	77.559	1:41.069
5	31	Gary BOWERS	BMW 315	3000T	B	7	1:41.892	6.055	76.775	1:42.479
6	29	Justin COX	Caterham Sigmax	1600	E1	4	1:42.965	7.128	75.975	1:48.701
7	17	Drew MYRESCOUGH	Caterham C400	2000	A2	3	1:45.679	9.842	74.024	1:48.575
8	3	Chris HUNTLEY	Subaru Impreza WRX	2000	A1	4	1:46.696	10.859	73.319	1:49.951
9	217	Steven SOMERVILLE	BMW E36 Compact	1900	C	7	1:48.008	12.171	72.428	1:48.105
10	13	James McCANN	Mazda MX5	1600	M	8	1:49.988	14.151	71.124	1:51.240
11	77	Luke BOWERS	Renault Clio	2000	C	8	1:50.340	14.503	70.897	1:51.304
12	53	Stephen REED	Mazda MX5	1600	M	8	1:51.476	15.639	70.175	1:51.934
13	10	Paul LIGHTBURN	BMW 135i	3000T	B	6	1:51.757	15.920	69.998	1:52.299
14	57	Phil JORDAN	Honda Civic Type R	2000	C	3	1:53.984	18.147	68.631	1:57.383
15	11	Madeline HUBEL	Peugeot 206	2000	C	5	1:54.663	18.826	68.224	1:55.063
16	1	Mike WILLIAMSON	Mitsubishi EVO4	2000T	B	2	1:55.210	19.373	67.900	1:58.832
17	87	Stephen KELL	Ford Sierra XR4x4	1998T	B	2	1:57.617	21.780	66.511	2:01.480
18	188	Brian JUKES	VW Lupo	1600	D	3	2:01.067	25.230	64.615	2:02.759
19	154	Stevie McNAB	Honda Civic Type R	2400	A1	1	2:23.106	47.269	54.664	

### Announcements

Car No.217 - Still no working transponder - Please fix before 2nd Race or risk being untimed

Clerk of the Course

Orbits

Sig : Time :  
Chief Timekeeper : Ian Sharp (SMART Timing)  
Results available at [www.smart-timing.co.uk](http://www.smart-timing.co.uk) and [www.speedhive.com](http://www.speedhive.com)  
Printed: 20/08/2023 10:39:14

## DDMC Battle of Britain meeting

DDMC Northern Sports & Saloons Cars Championship - A&E

Cadwell Park 2.173 miles

Warm Up

20/08/2023 10:20

Practice (15:00 Time) started at 10:21:24

Lap	Time of Day	Lap Tm	SFSpd
(44) Michael CUTT			
1	10:23:49.311	1:48.747	109.5
2	10:25:27.486	1:38.175	110.0
3	10:27:03.988	1:36.502	111.8
4	10:28:39.825	1:35.837	111.7
5	10:30:53.651	2:13.826	102.3

(311) Sam SMITH			
1	10:23:44.118	1:42.030	99.3
2	10:25:22.025	1:37.907	97.1
3	10:27:00.386	1:38.361	100.9
4	10:28:37.998	1:37.612	101.2
5	10:30:17.813	1:39.815	99.7
6	10:31:55.615	1:37.802	99.4
7	10:33:34.101	1:38.486	99.4
8	10:35:12.427	1:38.326	98.0
9	10:36:50.634	1:38.207	98.7

(12) Scott HUBEL			
1	10:24:14.222	2:02.727	84.2
2	10:26:04.277	1:50.055	102.1
3	10:27:46.611	1:42.334	102.8
4	10:29:27.348	1:40.737	102.9
5	10:31:08.196	1:40.848	102.0
6	10:32:48.426	1:40.230	102.0
7	10:34:28.651	1:40.225	102.1
8	10:36:30.278	2:01.627	78.2

(42) Steve TOWERS			
1	10:24:27.266	2:07.141	114.5
2	10:26:15.358	1:48.092	116.3
3	10:28:01.111	1:45.753	116.9
4	10:29:45.485	1:44.374	116.3
5	10:31:29.927	1:44.442	115.1
6	10:33:11.793	1:41.866	116.9
7	10:34:52.655	1:40.862	117.9
8	10:36:33.724	1:41.069	108.1

(31) Gary BOWERS			
1	10:24:44.924	2:11.099	103.2
2	10:26:29.879	1:44.955	104.7
3	10:28:18.715	1:48.836	103.9
4	10:30:02.691	1:43.976	103.9
5	10:31:45.170	1:42.479	104.4
6	10:33:40.229	1:55.059	103.9
7	10:35:22.121	1:41.892	103.9

(29) Justin COX			
1	10:24:03.855	1:53.912	95.1
2	10:25:52.556	1:48.701	94.7
3	10:27:35.521	1:42.965	95.5
4	10:29:27.326	1:51.805	64.5

(17) Drew MYRESCOUGH			
1	10:24:25.917	2:08.183	100.8
2	10:26:14.492	1:48.575	109.1
3	10:28:00.171	1:45.679	108.8

(3) Chris HUNTLEY			
1	10:24:02.614	1:58.910	107.7
2	10:25:49.310	1:46.696	109.7
3	10:27:39.261	1:49.951	107.0
4	10:29:38.211	1:58.950	91.3

(217) Steven SOMERVILLE			
1	10:25:54.276	1:49.352	
2	10:27:42.284	1:48.008	
3	10:29:30.917	1:48.633	
4	10:31:19.131	1:48.214	
5	10:33:07.787	1:48.656	
6	10:35:01.292	1:53.505	
7	10:36:49.397	1:48.105	

(13) James McCANN			
1	10:24:47.750	2:12.211	84.7
2	10:26:44.551	1:56.801	86.4
3	10:28:38.439	1:53.888	86.5
4	10:30:34.230	1:55.791	86.5
5	10:32:25.470	1:51.240	85.4
6	10:34:15.458	1:49.988	85.2
7	10:36:07.169	1:51.711	85.1
8	10:37:58.465	1:51.296	84.2

(77) Luke BOWERS			
1	10:24:30.407	2:08.529	87.6
2	10:26:25.413	1:55.006	89.1
3	10:28:18.693	1:53.280	87.6
4	10:30:09.997	1:51.304	89.0
5	10:32:01.341	1:51.344	89.4
6	10:33:52.757	1:51.416	87.7
7	10:35:49.312	1:56.555	87.8
8	10:37:39.652	1:50.340	78.9

(53) Stephen REED			
1	10:24:47.293	2:12.633	83.4
2	10:26:44.212	1:56.919	84.9
3	10:28:38.193	1:53.981	84.9
4	10:30:33.919	1:55.726	83.6
5	10:32:27.217	1:53.298	85.2
6	10:34:22.075	1:54.858	83.8
7	10:36:14.009	1:51.934	85.1
8	10:38:05.485	1:51.476	84.5

(10) Paul LIGHTBURN			
1	10:24:33.098	2:08.860	95.2
2	10:26:28.135	1:55.037	100.5
3	10:28:21.724	1:53.589	100.0
4	10:30:13.481	1:51.757	98.7
5	10:32:09.130	1:55.649	99.4
6	10:34:01.429	1:52.299	97.1

(57) Phil JORDAN			
1	10:24:45.246	2:12.284	87.0
2	10:26:42.629	1:57.383	95.7
3	10:28:36.613	1:53.984	96.8

(11) Madeline HUBEL			
1	10:24:39.951	2:14.113	90.6
2	10:26:39.896	1:59.945	95.5
3	10:28:34.559	1:54.663	95.7
4	10:30:29.622	1:55.063	95.2
5	10:32:26.023	1:56.401	77.1

(1) Mike WILLIAMSON			
1	10:23:49.147	1:55.210	75.7
2	10:25:47.979	1:58.832	71.9

(87) Stephen KELL			
1	10:24:02.139	2:01.480	101.4
2	10:25:59.756	1:57.617	101.4

(188) Brian JUKES			
1	10:24:50.400	2:19.348	83.7
2	10:26:53.159	2:02.759	86.4
3	10:28:54.226	2:01.067	87.2

(154) Stevie McNAB			
1	10:24:41.075	2:23.106	67.5

Clerk of the Course

Sig : Time :  
Chief Timekeeper : Ian Sharp (SMART Timing)  
Results available at [www.smart-timing.co.uk](http://www.smart-timing.co.uk) and [www.speedhive.com](http://www.speedhive.com)

Printed: 20/08/2023 10:39:35

Orbits



motor  
sport  
UK





## DDMC Battle of Britain meeting

Sorted on best lap time

PI FSRA Sidecars

Cadwell Park 2.173 miles

Warm Up

20/08/2023 10:40

Practice (15:00 Time) started at 10:44:46

Pos	No.	Name	Make/Model	CC	Class	C Laps	Best Tm	Diff	Best Speed	2nd Best
1	97	B DAWSON / M SIMS	LCR Honda	600	Gue	4	1:43.542		75.552	1:44.159
2	18	M BEST / M EASTELL			Gue	7	1:54.521	10.979	68.309	1:55.364
3	32	G KNIGHT / S KNIGHT	Yamaha GSR	600	F2	2	1:59.911	16.369	65.238	2:08.519
4	54	D QUIRK / S REEVES	Bellas Vincent	1272	Gue	4	2:00.023	16.481	65.178	2:01.621
5	127	G McMAHON / M RANSON	Shelbourne Suzuki	600	F1	3	2:02.081	18.539	64.079	2:04.858
6	146	R SAUNDERS / G PYMM			Gue	6	2:04.892	21.350	62.637	2:07.044
7	967	G HODGSON / D HODGSON	Shelbourne	600	F2	2	2:04.971	21.429	62.597	2:05.626
8	30	R BUTLER / J SAUNDERS	Ireson F2	600	Gue	7	2:10.946	27.404	59.741	2:10.977
9	188	B JUKES / J MILLER	Baker Suzuki	600	Gue	3	2:15.892	32.350	57.566	2:18.341
10	156	J TYRRELL / J THOMAS	Thundercat	600	F2	4	2:24.411	40.869	54.170	2:25.311
11	16	D SALLEH / J FAIRHURST	Ireson Yam T'Cat	599	F2				-	

Clerk of the Course

Orbits

Sig : Time :  
 Chief Timekeeper : Ian Sharp (SMART Timing)  
 Results available at [www.smart-timing.co.uk](http://www.smart-timing.co.uk) and [www.speedhive.com](http://www.speedhive.com)

Printed: 20/08/2023 11:02:32





## DDMC Battle of Britain meeting

## PI FSRA Sidecars

Cadwell Park 2.173 miles

## Warm Up

20/08/2023 10:40

## Practice (15:00 Time) started at 10:44:46

Lap	Time of Day	Lap Tm	SFSpd
(97) B DAWSON / M SIMS			
1	10:47:35.822	1:55.648	101.1
2	10:49:22.321	1:46.499	108.8
3	10:51:06.480	1:44.159	108.2
4	10:52:50.022	1:43.542	107.9

(18) M BEST / M EASTELL			
1	10:47:23.054	2:01.925	109.5
2	10:49:19.178	1:56.124	109.5
3	10:51:14.736	1:55.558	111.5
4	10:53:12.400	1:57.664	112.6
5	10:55:09.946	1:57.546	108.8
6	10:57:04.467	1:54.521	108.8
7	10:58:59.831	1:55.364	100.9

(32) G KNIGHT / S KNIGHT			
1	10:47:58.327	2:08.519	94.7
2	10:49:58.238	1:59.911	97.0

(54) D QUIRK / S REEVES			
1	10:48:03.170	2:05.560	92.3
2	10:50:03.193	2:00.023	95.1
3	10:52:05.270	2:02.077	95.9
4	10:54:06.891	2:01.621	92.9

(127) G McMAHON / M RANSON			
1	10:47:57.427	2:06.031	99.9
2	10:49:59.508	2:02.081	105.2
3	10:52:04.366	2:04.858	98.0

(146) R SAUNDERS / G PYMM			
1	10:48:38.993	2:15.607	91.9
2	10:50:56.091	2:17.098	92.7
3	10:54:11.527	3:15.436	
4	10:56:36.469	2:24.942	95.1
5	10:58:41.361	2:04.892	95.5
6	11:00:48.405	2:07.044	98.5

(967) G HODGSON / D HODGSON			
1	10:47:29.553	2:05.626	93.3
2	10:49:34.524	2:04.971	92.2

(30) R BUTLER / J SAUNDERS			
1	10:48:12.355	2:19.496	81.9
2	10:50:23.957	2:11.602	88.9
3	10:52:35.524	2:11.567	81.4
4	10:54:48.048	2:12.524	80.2
5	10:56:58.994	2:10.946	84.6
6	10:59:09.971	2:10.977	82.7
7	11:01:21.416	2:11.445	76.7

(188) B JUKES / J MILLER			
1	10:48:16.549	2:18.341	92.4
2	10:50:32.441	2:15.892	95.5
3	10:52:53.486	2:21.045	77.8

(156) J TYRRELL / J THOMAS			
1	10:47:45.513	2:24.411	77.9
2	10:50:10.824	2:25.311	70.7
3	10:52:41.548	2:30.724	71.3
4	10:55:11.715	2:30.167	70.9

Clerk of the Course

Orbits

Sig : Time :  
 Chief Timekeeper : Ian Sharp (SMART Timing)  
 Results available at [www.smart-timing.co.uk](http://www.smart-timing.co.uk) and [www.speedhive.com](http://www.speedhive.com)

Printed: 20/08/2023 11:02:59





**DDMC Battle of Britain meeting****Sorted on best lap time****FSRA F2 Sidecars****Cadwell Park 2.173 miles****Warm Up****20/08/2023 11:00****Practice (15:00 Time) started at 11:05:38**

Pos	No.	Name	Make/Model	CC	Class	C Laps	Best Tm	Diff	Best Speed	2nd Best
1	17	L CRAWFORD / S HARDIE	CES Suzuki	600	SW	5	1:38.322		79.563	1:38.374
2	72	P FOUNDS / J WALMSLEY	Honda LCF	600	Sup	8	1:38.432	0.110	79.474	1:40.215
3	7	D GIBSON / R GIBBONS	CES Suzuki	600	Sup	7	1:38.988	0.666	79.028	1:39.515
4	33	S HEGARTY / J NEAVE	Baker Honda	600	Sup	6	1:40.448	2.126	77.879	1:40.572
5	99	S RAMSDEN / M RAMSDEN	LCR Honda	600	Sup	7	1:40.815	2.493	77.596	1:41.688
6	87	C FENWICK / P KNAPTON		600	SW	9	1:40.847	2.525	77.571	1:41.258
7	97	B DAWSON / M SIMS	LCR Honda	600	Cup	3	1:42.367	4.045	76.419	1:43.425
8	32	G HORSPOLE / K COLE	Baker	600	Sup	3	1:43.179	4.857	75.818	1:43.874
9	14	W LOCKEY / B BINNS		600	Sup	3	1:43.217	4.895	75.790	1:44.850
10	96	J SAUNDERS / S STOKOE	Baker Honda	600	Cup	5	1:43.437	5.115	75.629	1:45.127
11	117	D SCHOFIELD / J SMITH	Bellas Yamaha	600	Cup	7	1:45.352	7.030	74.254	1:45.586
12	39	B MOORE / A DODD	Ireson Honda F2	600	Cup	7	1:45.948	7.626	73.836	1:46.798
13	13	M HEGARTY / R CHILD	Shelbourne	600	SW	5	1:46.348	8.026	73.559	1:46.465
14	20	P D'HENIN / G WHEELER	Hunts	600	Cup	5	1:47.388	9.066	72.846	1:48.258
15	71	C SCHOFIELD / T DAWKINS	Baker Honda	600	Cup	8	1:47.485	9.163	72.780	1:48.253
16	6	T BAKER / L FITZPATRICK	Baker Suzuki	600	Sup	3	1:48.193	9.871	72.304	1:48.999

**Clerk of the Course****Orbits**

Sig : Time :  
 Chief Timekeeper : Ian Sharp (SMART Timing)  
 Results available at [www.smart-timing.co.uk](http://www.smart-timing.co.uk) and [www.speedhive.com](http://www.speedhive.com)

Printed: 20/08/2023 11:23:01







## DDMC Battle of Britain meeting

## FSRA F2 Sidecars

Cadwell Park 2.173 miles

## Warm Up

20/08/2023 11:00

## Practice (15:00 Time) started at 11:05:38

Lap	Time of Day	Lap Tm	SFSpd
(17) L CRAWFORD / S HARDIE			
1	11:07:47.890	1:41.995	110.9
2	11:09:27.398	1:39.508	112.0
3	11:11:05.772	1:38.374	112.4
4	11:12:44.094	1:38.322	112.0
5	11:16:20.859	3:36.765	

(72) P FOUNDS / J WALMSLEY			
1	11:08:13.856	1:47.469	109.8
2	11:09:56.980	1:43.124	110.6
3	11:11:42.827	1:45.847	110.6
4	11:13:23.042	1:40.215	110.4
5	11:15:40.414	2:17.372	108.2
6	11:17:21.138	1:40.724	110.0
7	11:19:12.782	1:51.644	110.2
8	11:20:51.214	1:38.432	109.8

(7) D GIBSON / R GIBBONS			
1	11:07:51.493	1:45.730	107.7
2	11:09:32.631	1:41.138	109.3
3	11:11:12.669	1:40.038	109.3
4	11:12:52.184	1:39.515	109.1
5	11:14:32.647	1:40.463	108.8
6	11:16:13.400	1:40.753	108.1
7	11:17:52.388	1:38.988	108.4

(33) S HEGARTY / J NEAVE			
1	11:08:25.422	1:49.259	108.8
2	11:10:05.994	1:40.572	106.0
3	11:11:46.571	1:40.577	107.5
4	11:13:29.450	1:42.879	108.9
5	11:15:12.119	1:42.669	108.6
6	11:16:52.567	1:40.448	106.0

(99) S RAMSDEN / M RAMSDEN			
1	11:08:07.059	1:45.910	110.6
2	11:09:50.068	1:43.009	110.0
3	11:11:30.883	1:40.815	110.6
4	11:13:13.679	1:42.796	110.2
5	11:14:55.660	1:41.981	108.9
6	11:16:37.348	1:41.688	109.7
7	11:18:19.427	1:42.079	109.8

(87) C FENWICK / P KNAPTON			
1	11:08:16.041	1:47.198	107.5
2	11:09:58.329	1:42.288	108.6
3	11:11:43.374	1:45.045	108.2
4	11:13:29.313	1:45.939	109.7
5	11:15:11.928	1:42.615	107.7
6	11:16:54.133	1:42.205	108.6
7	11:18:35.472	1:41.339	108.4
8	11:20:16.730	1:41.258	107.7
9	11:21:57.577	1:40.847	108.1

(97) B DAWSON / M SIMS			
1	11:09:11.365	1:43.425	108.1
2	11:10:53.732	1:42.367	108.1
3	11:12:49.086	1:55.354	108.1

(32) G HORSPOLE / K COLE			
1	11:08:01.601	1:48.536	105.8
2	11:09:45.475	1:43.874	106.9
3	11:11:28.654	1:43.179	106.9

(14) W LOCKEY / B BINNS			
1	11:08:17.483	1:49.681	109.8
2	11:10:02.333	1:44.850	110.4
3	11:11:45.550	1:43.217	110.0

(96) J SAUNDERS / S STOKOE			
1	11:08:11.069	1:48.366	106.5
2	11:09:56.196	1:45.127	106.9
3	11:11:45.583	1:49.387	106.9

Lap	Time of Day	Lap Tm	SFSpd
4	11:13:32.048	1:46.465	108.6
5	11:15:15.485	1:43.437	107.7

(117) D SCHOFIELD / J SMITH			
1	11:08:07.546	1:50.323	107.0
2	11:09:55.262	1:47.716	108.9
3	11:11:42.136	1:46.874	107.4
4	11:13:29.006	1:46.870	107.7
5	11:15:14.858	1:45.852	107.2
6	11:17:00.210	1:45.352	107.4
7	11:18:45.796	1:45.586	106.9

(39) B MOORE / A DODD			
1	11:08:06.363	1:51.326	105.0
2	11:09:54.877	1:48.514	105.5
3	11:11:42.825	1:47.948	106.2
4	11:13:31.998	1:49.173	105.5
5	11:15:18.796	1:46.798	104.0
6	11:17:04.744	1:45.948	101.5
7	11:18:53.244	1:48.500	103.1

(13) M HEGARTY / R CHILD			
1	11:08:25.307	1:51.442	104.2
2	11:10:11.655	1:46.348	104.2
3	11:11:58.120	1:46.465	104.7
4	11:13:45.636	1:47.516	104.5
5	11:15:32.389	1:46.753	104.0

(20) P D'HENIN / G WHEELER			
1	11:08:13.458	1:52.304	102.8
2	11:10:02.572	1:49.114	102.3
3	11:11:49.960	1:47.388	102.1
4	11:13:38.878	1:48.918	101.4
5	11:15:27.136	1:48.258	98.5

(71) C SCHOFIELD / T DAWKINS			
1	11:08:38.297	1:55.935	104.4
2	11:10:29.438	1:51.141	104.4
3	11:12:20.116	1:50.678	103.9
4	11:14:09.620	1:49.504	104.2
5	11:15:58.581	1:48.961	103.1
6	11:17:46.834	1:48.253	103.2
7	11:19:35.711	1:48.877	103.4
8	11:21:23.196	1:47.485	103.1

(6) T BAKER / L FITZPATRICK			
1	11:08:28.965	1:57.895	106.2
2	11:10:17.964	1:48.999	106.2
3	11:12:06.157	1:48.193	106.2

Clerk of the Course

Orbits

Sig : Time :  
 Chief Timekeeper : Ian Sharp (SMART Timing)  
 Results available at [www.smart-timing.co.uk](http://www.smart-timing.co.uk) and [www.speedhive.com](http://www.speedhive.com)

Printed: 20/08/2023 11:23:19



# DDMC Battle of Britain meeting

Sorted on Laps

SMRC Citroen C1 Cup

Cadwell Park 2.173 miles

Race 7 - 2nd Race

20/08/2023 11:35

Race (15:00 Time) started at 11:31:10

Pos	No.	Name	Make/Model	CC	Class	Laps	Total Tm	Diff	Best Tm	In Lap	2nd Best
1	1	Sam CORSON	Citroen C1	1000	C1	8	16:10.872		1:57.940	6	1:58.022
2	24	Ayden WILSON	Citroen C1	1000	C1N	8	16:11.261	0.389	1:58.014	5	1:58.309
3	99	Dan MARTIN	Citroen C1	1000	C1	8	16:13.322	2.450	1:58.359	5	1:58.440
4	684	Ralph STURROCK	Citroen C1	1000	C1N	8	16:17.105	6.233	1:58.844	6	1:59.013
5	598	Daniel KELL	Citroen C1	1000	Gue	8	16:18.045	7.173	1:58.525	5	1:59.001
6	51	Murray SCOTT	Citroen C1	1000	C1N	8	16:18.234	7.362	1:58.417	5	1:58.939
7	529	James HITCHEN	Citroen C1	1000	C1N	8	16:18.881	8.009	1:58.642	5	1:59.022
8	110	Calum CONWAY	Citroen C1	1000	C1	8	16:18.916	8.044	1:58.553	5	1:59.053
9	117	Marc NISBET	Citroen C1	1000	C1N	8	16:19.176	8.304	1:58.297	5	1:58.789
10	470	Katrina GRAY	Citroen C1	1000	C1	8	16:37.648	26.776	2:02.399	5	2:02.854
11	89	Ross DUNN	Citroen C1	1000	C1	8	16:51.046	40.174	1:58.940	5	1:59.043
12	460	John PROCTOR	Citroen C1	1000	C1	8	16:51.528	40.656	2:05.698	5	2:06.368
Not classified											
DNF	70	Andrew DAVIDSON	Citroen C1	1000	C1		5.314	DNF		0	
DNF	23	Thomas COMBER	Citroen C1	1000	C1		6.701	DNF		0	
DNS	88	Henry GILLIESPIE	Citroen C1	1000	C1N			DNS		0	

## Announcements

Race suspended after 5:13, Race re-started behind Safety Car after an 18:56 delay  
New Track Record (1:57.940) for SMRC Citroen C1 Cup by Sam CORSON.  
New Track Record (1:58.014) for SMRC Citroen C1 Cup (N) by Ayden WILSON.

Margin of Victory	Avg. Speed	Best Lap Tm	Best Speed	Best Lap by
0.389	64.460	1:57.940	66.329	1 - Sam CORSON

Clerk of the Course

Orbits

Sig : Time :  
Chief Timekeeper : Ian Sharp (SMART Timing)  
Results available at [www.smart-timing.co.uk](http://www.smart-timing.co.uk) and [www.speedhive.com](http://www.speedhive.com)

Printed: 20/08/2023 12:08:36

DDMC Battle of Britain meeting

Sorted on Laps

SMRC Citroen C1 Cup	Cadwell Park 2.173 miles
Race 7 - 2nd Race	20/08/2023 11:35
Race (15:00 Time) started at 11:31:10	

Pos	No.	Name	Make/Model	CC	Class	Laps	Total Tm	Diff	Best Tm	In Lap	2nd Best
Guest											
1	598	Daniel KELL	Citroen C1	1000	Gue	8	16:18.045		1:58.525	5	1:59.001
SMRC Citroen C1 Cup											
1	1	Sam CORSON	Citroen C1	1000	C1	8	16:10.872		1:57.940	6	1:58.022
2	99	Dan MARTIN	Citroen C1	1000	C1	8	16:13.322	2.450	1:58.359	5	1:58.440
3	110	Calum CONWAY	Citroen C1	1000	C1	8	16:18.916	8.044	1:58.553	5	1:59.053
4	470	Katrina GRAY	Citroen C1	1000	C1	8	16:37.648	26.776	2:02.399	5	2:02.854
5	89	Ross DUNN	Citroen C1	1000	C1	8	16:51.046	40.174	1:58.940	5	1:59.043
6	460	John PROCTOR	Citroen C1	1000	C1	8	16:51.528	40.656	2:05.698	5	2:06.368
Not classified											
DNF	70	Andrew DAVIDSON	Citroen C1	1000	C1		5.314	DNF		0	
DNF	23	Thomas COMBER	Citroen C1	1000	C1		6.701	DNF		0	
SMRC Citroen C1 Cup (N)											
1	24	Ayden WILSON	Citroen C1	1000	C1N	8	16:11.261		1:58.014	5	1:58.309
2	684	Ralph STURROCK	Citroen C1	1000	C1N	8	16:17.105	5.844	1:58.844	6	1:59.013
3	51	Murray SCOTT	Citroen C1	1000	C1N	8	16:18.234	6.973	1:58.417	5	1:58.939
4	529	James HITCHEN	Citroen C1	1000	C1N	8	16:18.881	7.620	1:58.642	5	1:59.022
5	117	Marc NISBET	Citroen C1	1000	C1N	8	16:19.176	7.915	1:58.297	5	1:58.789
Not classified											
DNS	88	Henry GILLIESPIE	Citroen C1	1000	C1N			DNS		0	

**Announcements**  
 Race suspended after 5:13, Race re-started behind Safety Car after an 18:56 delay  
 New Track Record (1:57.940) for SMRC Citroen C1 Cup by Sam CORSON.  
 New Track Record (1:58.014) for SMRC Citroen C1 Cup (N) by Ayden WILSON.

Margin of Victory	Avg. Speed	Best Lap Tm	Best Speed	Best Lap by
0.389	64.460	1:57.940	66.329	1 - Sam CORSON

# DDMC Battle of Britain meeting

## SMRC Citroen C1 Cup

Cadwell Park 2.173 miles

### Race 7 - 2nd Race

20/08/2023 11:35

### Race (15:00 Time) started at 11:31:10

Lap	Time of Day	Lap Tm	SFSpd
(1) Sam CORSON			
1	11:33:18.055	<b>2:05.261</b>	74.3
2	11:35:43.786	<b>2:25.731</b>	53.5
3	11:55:33.421	<b>19:49.635</b>	
4	11:58:34.527	<b>3:01.106</b>	74.1
5	12:00:32.549	<b>1:58.022</b>	<b>74.8</b>
6	12:02:30.489	<b>1:57.940</b>	74.6
7	12:04:28.778	<b>1:58.289</b>	74.3
8	12:06:27.522	<b>1:58.744</b>	73.9

(24) Ayden WILSON			
1	11:33:18.457	<b>2:04.596</b>	75.1
2	11:35:44.982	<b>2:26.525</b>	52.4
3	11:55:34.442	<b>19:49.460</b>	
4	11:58:34.806	<b>3:00.364</b>	<b>75.6</b>
5	12:00:32.820	<b>1:58.014</b>	75.6
6	12:02:31.129	<b>1:58.309</b>	75.0
7	12:04:29.438	<b>1:58.309</b>	74.9
8	12:06:27.911	<b>1:58.473</b>	74.7

(99) Dan MARTIN			
1	11:33:19.887	<b>2:06.544</b>	75.0
2	11:35:45.837	<b>2:25.950</b>	55.8
3	11:55:35.934	<b>19:50.097</b>	
4	11:58:35.466	<b>2:59.532</b>	75.1
5	12:00:33.825	<b>1:58.359</b>	<b>75.5</b>
6	12:02:32.265	<b>1:58.440</b>	75.1
7	12:04:31.013	<b>1:58.748</b>	74.6
8	12:06:29.972	<b>1:58.959</b>	75.0

(684) Ralph STURROCK			
1	11:33:20.165	<b>2:05.621</b>	<b>75.6</b>
2	11:35:46.629	<b>2:26.464</b>	57.7
3	11:55:36.737	<b>19:50.108</b>	
4	11:58:35.912	<b>2:59.175</b>	74.5
5	12:00:35.374	<b>1:59.462</b>	75.6
6	12:02:34.218	<b>1:58.844</b>	74.8
7	12:04:33.231	<b>1:59.013</b>	74.5
8	12:06:33.755	<b>2:00.524</b>	74.1

(598) Daniel KELL			
1	11:33:21.569	<b>2:07.139</b>	75.8
2	11:35:51.708	<b>2:30.139</b>	49.4
3	11:55:41.754	<b>19:50.046</b>	28.0
4	11:58:37.778	<b>2:56.024</b>	75.7
5	12:00:36.303	<b>1:58.525</b>	<b>76.0</b>
6	12:02:35.304	<b>1:59.001</b>	75.8
7	12:04:34.963	<b>1:59.659</b>	75.6
8	12:06:34.695	<b>1:59.732</b>	73.9

(51) Murray SCOTT			
1	11:33:21.947	<b>2:06.983</b>	76.3
2	11:35:52.343	<b>2:30.396</b>	49.6
3	11:55:42.996	<b>19:50.653</b>	27.8
4	11:58:38.328	<b>2:55.332</b>	76.0
5	12:00:36.745	<b>1:58.417</b>	<b>76.4</b>
6	12:02:35.684	<b>1:58.939</b>	76.3
7	12:04:35.557	<b>1:59.873</b>	75.8
8	12:06:34.884	<b>1:59.327</b>	75.5

(529) James HITCHEN			
1	11:33:21.076	<b>2:07.242</b>	75.4
2	11:35:50.369	<b>2:29.293</b>	54.4
3	11:55:40.213	<b>19:49.844</b>	23.6
4	11:58:37.280	<b>2:57.067</b>	75.1
5	12:00:35.922	<b>1:58.642</b>	75.7
6	12:02:34.944	<b>1:59.022</b>	<b>76.1</b>
7	12:04:34.757	<b>1:59.813</b>	74.6
8	12:06:35.531	<b>2:00.774</b>	73.2

(110) Calum CONWAY			
1	11:33:23.035	<b>2:07.401</b>	74.7
2	11:35:53.850	<b>2:30.815</b>	41.9

Lap	Time of Day	Lap Tm	SFSpd
3	11:55:44.110	<b>19:50.260</b>	29.9
4	11:58:38.809	<b>2:54.699</b>	75.3
5	12:00:37.362	<b>1:58.553</b>	<b>75.6</b>
6	12:02:36.415	<b>1:59.053</b>	75.1
7	12:04:35.895	<b>1:59.480</b>	75.2
8	12:06:35.566	<b>1:59.671</b>	73.5

(117) Marc NISBET			
1	11:33:23.670	<b>2:06.771</b>	75.7
2	11:35:54.363	<b>2:30.693</b>	43.7
3	11:55:45.639	<b>19:51.276</b>	28.6
4	11:58:40.067	<b>2:54.428</b>	75.0
5	12:00:38.364	<b>1:58.297</b>	75.7
6	12:02:37.153	<b>1:58.789</b>	75.3
7	12:04:36.658	<b>1:59.505</b>	75.5
8	12:06:35.826	<b>1:59.168</b>	<b>75.7</b>

(470) Katrina GRAY			
1	11:33:25.556	<b>2:09.121</b>	73.7
2	11:35:55.331	<b>2:29.775</b>	43.3
3	11:55:46.359	<b>19:51.028</b>	31.6
4	11:58:41.631	<b>2:55.272</b>	72.8
5	12:00:44.030	<b>2:02.399</b>	<b>73.8</b>
6	12:02:46.884	<b>2:02.854</b>	72.9
7	12:04:50.932	<b>2:04.048</b>	72.8
8	12:06:54.298	<b>2:03.366</b>	72.7

(89) Ross DUNN			
1	11:33:20.486	<b>2:05.268</b>	<b>75.7</b>
2	11:35:48.693	<b>2:28.207</b>	56.7
3	11:55:38.019	<b>19:49.326</b>	21.8
4	11:58:36.691	<b>2:58.672</b>	75.4
5	12:00:35.631	<b>1:58.940</b>	75.6
6	12:02:34.674	<b>1:59.043</b>	75.7
7	12:05:02.610	<b>2:27.936</b>	74.0
8	12:07:07.696	<b>2:05.086</b>	64.3

(460) John PROCTOR			
1	11:33:30.092	<b>2:11.521</b>	73.3
2	11:35:56.541	<b>2:26.449</b>	42.9
3	11:55:47.056	<b>19:50.515</b>	32.3
4	11:58:42.577	<b>2:55.521</b>	<b>73.7</b>
5	12:00:48.275	<b>2:05.698</b>	73.4
6	12:02:54.643	<b>2:06.368</b>	72.9
7	12:05:01.588	<b>2:06.945</b>	73.2
8	12:07:08.178	<b>2:06.590</b>	72.6

Clerk of the Course

Orbits

Sig : Time :  
 Chief Timekeeper : Ian Sharp (SMART Timing)  
 Results available at [www.smart-timing.co.uk](http://www.smart-timing.co.uk) and [www.speedhive.com](http://www.speedhive.com)  
 Printed: 20/08/2023 12:09:26



# DDMC Battle of Britain meeting

## Lapchart

### SMRC Citroen C1 Cup

Cadwell Park 2.173 miles

### Race 7 - 2nd Race

20/08/2023 11:35

### Race (15:00 Time) started at 11:31:10

Competitors		Laps								
		0	1	2	3	4	5	6	7	8
Sam CORSON (1)	1	1	1	1	1	1	1	1	1	1
Dan MARTIN (99)	2	99	24	24	24	24	24	24	24	24
James HITCHEN (529)	3	529	99	99	99	99	99	99	99	99
Ayden WILSON (24)	4	24	684	684	684	684	684	684	684	684
Daniel KELL (598)	5	598	89	89	89	89	89	89	529	598
Ralph STURROCK (684)	6	684	529	529	529	529	529	529	598	51
Murray SCOTT (51)	7	51	598	598	598	598	598	598	51	529
Ross DUNN (89)	8	89	51	51	51	51	51	51	110	110
Calum CONWAY (110)	9	110	110	110	110	110	110	110	117	117
Andrew DAVIDSON (70)	10	70	117	117	117	117	117	117	470	470
Katrina GRAY (470)	11	470	470	470	470	470	470	470	460	89
Marc NISBET (117)	12	117	460	460	460	460	460	460	89	460
Thomas COMBER (23)	13	23								
John PROCTOR (460)	14	460								
-	15									

Clerk of the Course

Orbits

Sig : Time :  
 Chief Timekeeper : Ian Sharp (SMART Timing)  
 Results available at [www.smart-timing.co.uk](http://www.smart-timing.co.uk) and [www.speedhive.com](http://www.speedhive.com)  
 Printed: 20/08/2023 12:09:49

# DDMC Battle of Britain meeting

SMRC Citroen C1 Cup

Cadwell Park 2.173 miles

Race 12 - 3rd Race

20/08/2023 15:10

Race (15:00 Time)

Top 8 from Race 2 reversed

POLE POSITION

1	1 110 Calum CONWAY	2 529 James HITCHEN
2	3 51 Murray SCOTT	4 598 Daniel KELL
3	5 684 Ralph STURROCK	6 99 Dan MARTIN
4	7 24 Ayden WILSON	8 1 Sam CORSON
5	9 117 Marc NISBET	10 470 Katrina GRAY
6	11 89 Ross DUNN	12 460 John PROCTOR
7	13 70 Andrew DAVIDSON	14 23 Thomas COMBER
8	15 88 Henry GILLIESPIE	

Clerk of the Course

Orbits

Sig : Time :  
 Chief Timekeeper : Ian Sharp (SMART Timing)  
 Results available at [www.smart-timing.co.uk](http://www.smart-timing.co.uk) and [www.speedhive.com](http://www.speedhive.com)

Printed: 20/08/2023 13:10:13



## DDMC Battle of Britain meeting

Sorted on Laps

DDMC Northern Sports & Saloons Cars Championship - B, C, D & Madwell Park 2.173 miles

Race 8 - 2nd Race

20/08/2023 12:05

Race (15:00 and 1 Laps) started at 12:18:00

Pos	No.	Name	Make/Model	CC	Class	Laps	Total Tm	Diff	Best Tm	In Lap	2nd Best
1	44	Michael CUTT	BMW M3	3200	B	11	18:13.578		1:36.209	3	1:36.552
2	31	Gary BOWERS	BMW 315	3000T	B	11	19:05.324	51.746	1:40.735	3	1:40.901
3	88	Martin WHITEHOUSE	BMW 328	2800	B	11	19:12.294	58.716	1:41.593	2	1:42.202
4	43	Sam COWBURN	BMW 328i	2800	B	11	19:20.022	1:06.444	1:42.891	11	1:43.595
5	123	Stephen REECE	Lotus Elise	1800	C	11	19:42.680	1:29.102	1:44.767	2	1:45.248
6	57	Phil JORDAN	Honda Civic Type R	2000	C	11	19:48.060	1:34.482	1:45.146	10	1:46.735
7	217	Steven SOMERVILLE	BMW E36 Compact	1900	C	10	18:20.163	1 Lap	1:48.272	3	1:48.575
8	55	Tom BOWES	Porsche Boxster	3200	B	10	18:33.758	1 Lap	1:47.954	3	1:48.608
9	11	Madeline HUBEL	Peugeot 206	2000	C	10	18:39.371	1 Lap	1:49.007	10	1:49.437
10	10	Paul LIGHTBURN	BMW 135i	3000T	B	10	18:41.110	1 Lap	1:47.956	3	1:49.197
11	77	Luke BOWERS	Renault Clio	2000	C	10	18:42.274	1 Lap	1:48.862	3	1:49.558
12	13	James McCANN	Mazda MX5	1600	M	10	18:46.760	1 Lap	1:50.233	3	1:50.397
13	53	Stephen REED	Mazda MX5	1600	M	10	18:54.064	1 Lap	1:50.496	5	1:50.922
14	1	Mike WILLIAMSON	Mitsubishi EVO4	2000T	B	10	19:50.900	1 Lap	1:52.541	3	1:54.337
15	188	Brian JUKES	VW Lupo	1600	D	10	20:05.241	1 Lap	1:56.156	4	1:57.286
16	25	John ARMSTRONG	Porsche 924s	2500	B	9	18:33.415	2 Laps	2:00.607	9	2:01.264
17	82	Stephen HORNER	Mazda MX5	1600	M	9	18:59.669	2 Laps	2:03.185	2	2:04.796
Not classified											
DNF	89	Daniel KELL	Ford Sierra XR4x4	1993T	B	8	13:42.196	DNF	1:41.047	5	1:41.231
DNF	68	Stephen ROBINSON	Mazda MX5	1600	M	4	7:33.951	DNF	1:49.248	3	1:50.182
DNF	87	Stephen KELL	Ford Sierra XR4x4	1998T	B	2	3:44.038	DNF	1:43.097	2	1:57.154
DNS	78	Alex PRENTICE	VW Golf	2000T	B			DNS		0	

Margin of Victory	Avg. Speed	Best Lap Tm	Best Speed	Best Lap by
51.746	78.687	1:36.209	81.310	44 - Michael CUTT

Clerk of the Course

Orbits

Sig : Time :  
Chief Timekeeper : Ian Sharp (SMART Timing)  
Results available at [www.smart-timing.co.uk](http://www.smart-timing.co.uk) and [www.speedhive.com](http://www.speedhive.com)



## DDMC Battle of Britain meeting

Sorted on Laps

DDMC Northern Sports & Saloons Cars Championship - B, C, D & Madwell Park 2.173 miles

Race 8 - 2nd Race

20/08/2023 12:05

Race (15:00 and 1 Laps) started at 12:18:00

Pos	No.	Name	Make/Model	CC	Class	Laps	Total Tm	Diff	Best Tm	In Lap	2nd Best
<b>NSSC Sports/Sal. (B)</b>											
1	44	Michael CUTT	BMW M3	3200	B	11	18:13.578		1:36.209	3	1:36.552
2	31	Gary BOWERS	BMW 315	3000T	B	11	19:05.324	51.746	1:40.735	3	1:40.901
3	88	Martin WHITEHOUSE	BMW 328	2800	B	11	19:12.294	58.716	1:41.593	2	1:42.202
4	43	Sam COWBURN	BMW 328i	2800	B	11	19:20.022	1:06.444	1:42.891	11	1:43.595
5	55	Tom BOWES	Porsche Boxster	3200	B	10	18:33.758	1 Lap	1:47.954	3	1:48.608
6	10	Paul LIGHTBURN	BMW 135i	3000T	B	10	18:41.110	1 Lap	1:47.956	3	1:49.197
7	1	Mike WILLIAMSON	Mitsubishi EVO4	2000T	B	10	19:50.900	1 Lap	1:52.541	3	1:54.337
8	25	John ARMSTRONG	Porsche 924s	2500	B	9	18:33.415	2 Laps	2:00.607	9	2:01.264

### Not classified

DNF	89	Daniel KELL	Ford Sierra XR4x4	1993T	B	8	13:42.196	DNF	1:41.047	5	1:41.231
DNF	87	Stephen KELL	Ford Sierra XR4x4	1998T	B	2	3:44.038	DNF	1:43.097	2	1:57.154
DNS	78	Alex PRENTICE	VW Golf	2000T	B			DNS		0	

### NSSC Sports/Sal. (C)

1	123	Stephen REECE	Lotus Elise	1800	C	11	19:42.680		1:44.767	2	1:45.248
2	57	Phil JORDAN	Honda Civic Type R	2000	C	11	19:48.060	5.380	1:45.146	10	1:46.735
3	217	Steven SOMERVILLE	BMW E36 Compact	1900	C	10	18:20.163	1 Lap	1:48.272	3	1:48.575
4	11	Madeline HUBEL	Peugeot 206	2000	C	10	18:39.371	1 Lap	1:49.007	10	1:49.437
5	77	Luke BOWERS	Renault Clio	2000	C	10	18:42.274	1 Lap	1:48.862	3	1:49.558

### NSSC Sports/Sal. (D)

1	188	Brian JUKES	VW Lupo	1600	D	10	20:05.241		1:56.156	4	1:57.286
---	-----	-------------	---------	------	---	----	-----------	--	----------	---	----------

### NSSC Sports/Sal. (M)

1	13	James McCANN	Mazda MX5	1600	M	10	18:46.760		1:50.233	3	1:50.397
2	53	Stephen REED	Mazda MX5	1600	M	10	18:54.064	7.304	1:50.496	5	1:50.922
3	82	Stephen HORNER	Mazda MX5	1600	M	9	18:59.669	1 Lap	2:03.185	2	2:04.796

### Not classified

DNF	68	Stephen ROBINSON	Mazda MX5	1600	M	4	7:33.951	DNF	1:49.248	3	1:50.182
-----	----	------------------	-----------	------	---	---	----------	-----	----------	---	----------

Margin of Victory	Avg. Speed	Best Lap Tm	Best Speed	Best Lap by
51.746	78.687	1:36.209	81.310	44 - Michael CUTT

Clerk of the Course

Orbits

Sig : Time :  
Chief Timekeeper : Ian Sharp (SMART Timing)  
Results available at [www.smart-timing.co.uk](http://www.smart-timing.co.uk) and [www.speedhive.com](http://www.speedhive.com)  
Printed: 20/08/2023 12:40:05



## DDMC Battle of Britain meeting

### DDMC Northern Sports & Saloons Cars Championship - B, C, D & Madwell Park 2.173 miles

#### Race 8 - 2nd Race

20/08/2023 12:05

#### Race (15:00 and 1 Laps) started at 12:18:00

Lap	Time of Day	Lap Tm	SFSpd
(44) Michael CUTT			
1	12:19:45.334	<b>1:41.812</b>	110.2
2	12:21:21.886	<b>1:36.552</b>	111.1
3	12:22:58.095	<b>1:36.209</b>	110.9
4	12:24:35.583	<b>1:37.488</b>	112.2
5	12:26:14.370	<b>1:38.787</b>	109.7
6	12:27:53.766	<b>1:39.396</b>	98.7
7	12:29:33.293	<b>1:39.527</b>	106.0
8	12:31:12.415	<b>1:39.122</b>	110.6
9	12:32:53.795	<b>1:41.380</b>	109.7
10	12:34:34.812	<b>1:41.017</b>	110.6
11	12:36:14.451	<b>1:39.639</b>	105.0

(31) Gary BOWERS			
1	12:19:50.530	<b>1:46.620</b>	105.0
2	12:21:31.431	<b>1:40.901</b>	104.4
3	12:23:12.166	<b>1:40.735</b>	104.9
4	12:24:53.142	<b>1:40.976</b>	105.8
5	12:26:35.125	<b>1:41.983</b>	104.2
6	12:28:17.614	<b>1:42.489</b>	102.3
7	12:29:59.436	<b>1:41.822</b>	105.5
8	12:31:42.435	<b>1:42.999</b>	103.2
9	12:33:26.478	<b>1:44.043</b>	100.0
10	12:35:15.438	<b>1:48.960</b>	98.7
11	12:37:06.197	<b>1:50.759</b>	93.1

(88) Martin WHITEHOUSE			
1	12:19:53.203	<b>1:48.909</b>	98.5
2	12:21:34.796	<b>1:41.593</b>	99.1
3	12:23:17.319	<b>1:42.523</b>	96.6
4	12:24:59.773	<b>1:42.454</b>	98.0
5	12:26:41.975	<b>1:42.202</b>	98.1
6	12:28:25.717	<b>1:43.742</b>	97.7
7	12:30:11.259	<b>1:45.542</b>	91.4
8	12:31:55.055	<b>1:43.796</b>	94.9
9	12:33:42.613	<b>1:47.558</b>	95.9
10	12:35:27.731	<b>1:45.118</b>	94.1
11	12:37:13.167	<b>1:45.436</b>	93.6

(43) Sam COWBURN			
1	12:19:55.515	<b>1:50.509</b>	94.1
2	12:21:40.065	<b>1:44.550</b>	92.4
3	12:23:24.809	<b>1:44.744</b>	94.9
4	12:25:09.510	<b>1:44.701</b>	94.3
5	12:26:53.105	<b>1:43.595</b>	93.9
6	12:28:37.723	<b>1:44.618</b>	90.7
7	12:30:23.654	<b>1:45.931</b>	90.7
8	12:32:09.803	<b>1:46.149</b>	91.1
9	12:33:54.293	<b>1:44.490</b>	93.5
10	12:35:38.004	<b>1:43.711</b>	93.1
11	12:37:20.895	<b>1:42.891</b>	93.7

(123) Stephen REECE			
1	12:19:54.423	<b>1:49.203</b>	95.6
2	12:21:39.190	<b>1:44.767</b>	93.5
3	12:23:24.438	<b>1:45.248</b>	92.8
4	12:25:11.865	<b>1:47.427</b>	94.0
5	12:26:57.889	<b>1:46.024</b>	93.9
6	12:28:45.510	<b>1:47.621</b>	87.0
7	12:30:33.636	<b>1:48.126</b>	92.9
8	12:32:22.147	<b>1:48.511</b>	92.2
9	12:34:11.158	<b>1:49.011</b>	93.3
10	12:35:57.911	<b>1:46.753</b>	94.3
11	12:37:43.553	<b>1:45.642</b>	93.9

(57) Phil JORDAN			
1	12:19:57.170	<b>1:51.329</b>	97.5
2	12:21:44.325	<b>1:47.155</b>	95.9
3	12:23:32.500	<b>1:48.175</b>	96.0
4	12:25:20.738	<b>1:48.238</b>	96.6
5	12:27:08.122	<b>1:47.384</b>	96.6
6	12:28:55.645	<b>1:47.523</b>	95.9
7	12:30:42.556	<b>1:46.911</b>	95.2

8	12:32:29.416	<b>1:46.860</b>	96.4
9	12:34:16.151	<b>1:46.735</b>	97.1
10	12:36:01.297	<b>1:45.146</b>	97.7
11	12:37:48.933	<b>1:47.636</b>	84.1

(217) Steven SOMERVILLE			
1	12:19:58.424	<b>1:51.843</b>	
2	12:21:47.266	<b>1:48.842</b>	
3	12:23:35.538	<b>1:48.272</b>	
4	12:25:24.202	<b>1:48.664</b>	
5	12:27:12.777	<b>1:48.575</b>	
6	12:29:01.553	<b>1:48.776</b>	
7	12:30:52.202	<b>1:50.649</b>	
8	12:32:41.900	<b>1:49.698</b>	
9	12:34:31.149	<b>1:49.249</b>	
10	12:36:21.036	<b>1:49.887</b>	

(55) Tom BOWES			
1	12:20:07.429	<b>1:59.448</b>	90.4
2	12:21:57.485	<b>1:50.056</b>	100.2
3	12:23:45.439	<b>1:47.954</b>	100.5
4	12:25:35.265	<b>1:49.826</b>	100.3
5	12:27:23.873	<b>1:48.608</b>	98.4
6	12:29:13.527	<b>1:49.654</b>	94.3
7	12:31:05.028	<b>1:51.501</b>	97.4
8	12:32:55.084	<b>1:50.056</b>	96.6
9	12:34:44.100	<b>1:49.016</b>	98.3
10	12:36:34.631	<b>1:50.531</b>	98.3

(11) Madeline HUBEL			
1	12:20:03.507	<b>1:56.469</b>	95.7
2	12:21:52.944	<b>1:49.437</b>	96.3
3	12:23:42.863	<b>1:49.919</b>	95.7
4	12:25:33.512	<b>1:50.649</b>	96.7
5	12:27:23.305	<b>1:49.793</b>	96.8
6	12:29:13.420	<b>1:50.115</b>	90.4
7	12:31:05.472	<b>1:52.052</b>	93.6
8	12:32:57.185	<b>1:51.713</b>	94.1
9	12:34:51.237	<b>1:54.052</b>	94.9
10	12:36:40.244	<b>1:49.007</b>	92.6

(10) Paul LIGHTBURN			
1	12:20:05.313	<b>1:58.000</b>	100.9
2	12:21:54.510	<b>1:49.197</b>	100.6
3	12:23:42.466	<b>1:47.956</b>	98.1
4	12:25:32.802	<b>1:50.336</b>	100.3
5	12:27:22.901	<b>1:50.099</b>	99.4
6	12:29:12.380	<b>1:49.479</b>	95.5
7	12:31:04.492	<b>1:52.112</b>	95.5
8	12:32:57.502	<b>1:53.010</b>	92.4
9	12:34:52.550	<b>1:55.048</b>	99.7
10	12:36:41.983	<b>1:49.433</b>	100.0

(77) Luke BOWERS			
1	12:20:08.062	<b>1:59.087</b>	89.0
2	12:21:58.518	<b>1:50.456</b>	89.2
3	12:23:47.380	<b>1:48.862</b>	89.4
4	12:25:36.938	<b>1:49.558</b>	88.9
5	12:27:26.567	<b>1:49.629</b>	83.9
6	12:29:16.688	<b>1:53.121</b>	87.3
7	12:31:10.403	<b>1:50.715</b>	87.5
8	12:33:01.260	<b>1:50.857</b>	88.3
9	12:34:53.462	<b>1:52.202</b>	89.4
10	12:36:43.147	<b>1:49.685</b>	87.7

(13) James McCANN			
1	12:19:59.905	<b>1:53.797</b>	85.7
2	12:21:50.302	<b>1:50.397</b>	85.9
3	12:23:40.535	<b>1:50.233</b>	85.3
4	12:25:33.801	<b>1:53.266</b>	86.5
5	12:27:25.234	<b>1:51.433</b>	85.4
6	12:29:19.054	<b>1:53.820</b>	84.0
7	12:31:11.605	<b>1:52.551</b>	84.7
8	12:33:03.368	<b>1:51.763</b>	85.6

9	12:34:55.087	<b>1:51.719</b>	86.1
10	12:36:47.633	<b>1:52.546</b>	81.1

(53) Stephen REED			
1	12:20:07.956	<b>2:00.359</b>	74.2
2	12:22:00.089	<b>1:52.133</b>	85.5
3	12:23:51.011	<b>1:50.922</b>	85.5
4	12:25:42.605	<b>1:51.594</b>	85.2
5	12:27:33.101	<b>1:50.496</b>	84.6
6	12:29:24.989	<b>1:51.888</b>	83.4
7	12:31:18.068	<b>1:53.079</b>	84.0
8	12:33:10.377	<b>1:52.309</b>	83.7
9	12:35:02.736	<b>1:52.359</b>	83.1
10	12:36:54.937	<b>1:52.201</b>	84.2

(1) Mike WILLIAMSON			
1	12:20:13.563	<b>2:03.747</b>	82.8
2	12:22:10.495	<b>1:56.932</b>	82.7
3	12:24:03.036	<b>1:52.541</b>	83.2
4	12:25:57.533	<b>1:54.497</b>	83.0
5	12:27:51.870	<b>1:54.337</b>	84.1
6	12:29:49.487	<b>1:57.617</b>	83.9
7	12:31:46.448	<b>1:56.961</b>	78.5
8	12:33:52.385	<b>2:05.937</b>	82.5
9	12:35:48.860	<b>1:56.475</b>	80.8
10	12:37:51.773	<b>2:02.913</b>	74.4

(188) Brian JUKES			
1	12:20:17.460	<b>2:08.012</b>	89.1
2	12:22:14.746	<b>1:57.286</b>	89.2
3	12:24:14.987	<b>2:00.241</b>	88.1
4	12:26:11.143	<b>1:56.156</b>	88.1
5	12:28:09.962	<b>1:58.819</b>	84.5
6	12:30:11.734	<b>2:01.772</b>	79.1
7	12:32:11.583	<b>1:59.849</b>	84.7
8	12:34:10.305	<b>1:58.722</b>	87.7
9	12:36:08.111	<b>1:57.806</b>	88.6
10	12:38:06.114	<b>1:58.003</b>	75.4

(25) John ARMSTRONG			
1	12:20:12.703	<b>2:04.630</b>	87.7
2	12:22:13.967	<b>2:01.264</b>	88.1
3	12:24:15.935	<b>2:01.968</b>	89.1
4	12:26:19.160	<b>2:03.225</b>	86.6
5	12:28:24.390	<b>2:05.230</b>	79.7
6	12:30:30.303	<b>2:05.913</b>	85.4
7	12:32:32.158	<b>2:01.855</b>	87.7
8	12:34:33.681	<b>2:01.523</b>	85.1
9	12:36:34.288	<b>2:00.607</b>	89.8

(82) Stephen HORNER			
1	12:20:17.595	<b>2:08.459</b>	81.3
2	12:22:20.780	<b>2:03.185</b>	81.3
3	12:24:25.943	<b>2:05.163</b>	80.6
4	12:26:31.097	<b>2:05.154</b>	81.0
5	12:28:36.767	<b>2:05.670</b>	77.0
6	12:30:43.284	<b>2:06.517</b>	80.5
7	12:32:48.080	<b>2:04.796</b>	80.2
8	12:34:53.330	<b>2:05.250</b>	80.6
9	12:37:00.542	<b>2:07.212</b>	73.9

(89) Daniel KELL			
1	12:19:52.422	<b>1:48.853</b>	102.1
2	12:21:33.812	<b>1:41.390</b>	102.3
3	12:23:15.158	<b>1:41.346</b>	102.3
4	12:24:56.478	<b>1:41.320</b>	103.2
5	12:26:37.525	<b>1:41.047</b>	103.4
6	12:28:18.756	<b>1:41.231</b>	102.8
7	12:30:00.374	<b>1:41.618</b>	103.7
8	12:31:43.069	<b>1:42.695</b>	103.7

(68) Stephen ROBINSON			
1	12:20:04.908	1:57.869	85.9
2	12:21:55.394	1:50.486	87.6

## DDMC Battle of Britain meeting

DDMC Northern Sports & Saloons Cars Championship - B, C, D & Madwell Park 2.173 miles

Race 8 - 2nd Race

20/08/2023 12:05

Race (15:00 and 1 Laps) started at 12:18:00

Lap	Time of Day	Lap Tm	SFSpd	Lap	Time of Day	Lap Tm	SFSpd	Lap	Time of Day	Lap Tm	SFSpd
3	12:23:44.642	1:49.248	86.1								
4	12:25:34.824	1:50.182	86.8								
(87) Stephen KELL											
1	12:20:01.814	1:57.154	103.6								
2	12:21:44.911	1:43.097	108.4								

Clerk of the Course

Orbits

Sig : Time :  
Chief Timekeeper : Ian Sharp (SMART Timing)  
Results available at [www.smart-timing.co.uk](http://www.smart-timing.co.uk) and [www.speedhive.com](http://www.speedhive.com)

Printed: 20/08/2023 12:40:27

## DDMC Battle of Britain meeting

## Lapchart

DDMC Northern Sports & Saloons Cars Championship - B, C, D & Madwell Park 2.173 miles

Race 8 - 2nd Race

20/08/2023 12:05

Race (15:00 and 1 Laps) started at 12:18:00

Competitors		Laps											
		0	1	2	3	4	5	6	7	8	9	10	11
Michael CUTT (44)	1	44	44	44	44	44	44	44	44	44	44	44	44
Daniel KELL (89)	2	89	31	31	31	31	31	31	31	31	31	31	31
Gary BOWERS (31)	3	31	89	89	89	89	89	89	89	89	88	88	88
Martin WHITEHOUSE (88)	4	88	88	88	88	88	88	88	88	88	43	43	43
Stephen KELL (87)	5	87	123	123	123	43	43	43	43	43	123	123	123
Sam COWBURN (43)	6	43	43	43	43	123	123	123	123	123	57	57	57
Stephen REECE (123)	7	123	57	57	57	57	57	57	57	57	217	217	
Phil JORDAN (57)	8	57	217	87	217	217	217	217	217	217	55	55	
James McCANN (13)	9	13	13	217	13	10	10	10	10	55	11	11	
Steven SOMERVILLE (217)	10	217	87	13	10	11	11	11	55	11	10	10	
Madeline HUBEL (11)	11	11	11	11	11	13	55	55	11	10	77	77	
Stephen ROBINSON (68)	12	68	68	10	68	68	13	13	77	77	13	13	
Paul LIGHTBURN (10)	13	10	10	68	55	55	77	77	13	13	53	53	
Stephen REED (53)	14	53	55	55	77	77	53	53	53	53	1	1	
Tom BOWES (55)	15	55	53	77	53	53	1	1	1	1	188	188	
John ARMSTRONG (25)	16	25	77	53	1	1	188	188	188	188	25		
Luke BOWERS (77)	17	77	25	1	188	188	25	25	25	25	82		
Stephen HORNER (82)	18	82	1	25	25	25	82	82	82	82			
Brian JUKES (188)	19	188	188	188	82	82							
Mike WILLIAMSON (1)	20	1	82	82									
-	21												

Clerk of the Course

Sig : Time :  
Chief Timekeeper : Ian Sharp (SMART Timing)  
Results available at [www.smart-timing.co.uk](http://www.smart-timing.co.uk) and [www.speedhive.com](http://www.speedhive.com)

Printed: 20/08/2023 12:40:45

Orbits



**DDMC Battle of Britain meeting****Sorted on Laps****PI FSRA Sidecars****Cadwell Park 2.173 miles****Race 9 - 3rd Race****20/08/2023 12:30****Race (8 Laps) started at 12:58:52**

Pos	No.	Name	Make/Model	CC	Class	Laps	Total Tm	Diff	Best Tm	In Lap	2nd Best
1	9	G FAIRHURST / B ANDREWS	Windle Kawasaki	900	F1	8	14:38.610		1:45.531	2	1:47.870
2	14	M BURNS / S WINFROW			F1	8	14:45.857	7.247	1:48.274	2	1:48.577
3	37	C MORPHET / D RYDER	LCR Honda	600	Gue	8	15:00.816	22.206	1:47.588	3	1:49.861
4	54	D QUIRK / S REEVES	Bellas Vincent	1272	Gue	8	15:36.737	58.127	1:55.094	8	1:55.720
5	88	J STEPHENSON / A MASON	Suzuki	100	F1	8	15:38.876	1:00.266	1:55.911	8	1:56.104
6	56	R GILROY / C SMYTH			F2	8	15:39.579	1:00.969	1:52.692	2	1:54.048
7	30	R BUTLER / J SAUNDERS	Ireson F2	600	Gue	8	15:39.912	1:01.302	1:53.311	8	1:54.799
8	32	G KNIGHT / S KNIGHT	Yamaha GSR	600	F2	8	15:56.934	1:18.324	1:56.294	4	1:56.529
9	127	G McMAHON / M RANSON	Shelbourne Suzuki	600	F1	8	15:57.493	1:18.883	1:57.055	2	1:58.529
10	181	D TIBBLES / R GREENWOOD	DDR Yamaha	1100	F1	8	16:09.843	1:31.233	1:58.567	2	1:58.659
11	146	R SAUNDERS / G PYMM			Gue	7	14:53.572	1 Lap	2:01.346	3	2:02.477
12	908	S WOOLCOT / T SAVILLE	Derbyshire	600	F2	7	15:05.518	1 Lap	2:06.737	2	2:06.818
13	967	G HODGSON / D HODGSON	Shelbourne	600	F2	7	16:26.083	1 Lap	2:02.034	2	2:04.798
14	156	J TYRRELL / J THOMAS	Thundercat	600	F2	6	15:05.289	2 Laps	2:24.905	6	2:27.788

**Not classified**

DNF	97	B DAWSON / M SIMS	LCR Honda	600	Gue	7	12:36.320	DNF	1:42.618	7	1:43.127
DNF	188	B JUKES / J MILLER	Baker Suzuki	600	Gue	2	4:20.797	DNF	2:05.663	2	2:09.233
DNF	16	D SALLEH / J FAIRHURST	Ireson Yam T'Cat	599	F2	1	2:06.708	DNF	1:59.682	1	
DNS	18	M BEST / M EASTELL			Gue			DNS		0	
DNS	7	A PEARSON / B PEARSON			Gue			DNS		0	

**Announcements**

New Track Record (1:45.531) for FSRA PI F1 by G FAIRHURST / B ANDREWS.

New Track Record (1:52.692) for FSRA PI F2 by R GILROY / C SMYTH.

Margin of Victory	Avg. Speed	Best Lap Tm	Best Speed	Best Lap by
7.247	71.229	1:42.618	76.232	97 - B DAWSON / M SIMS

**Clerk of the Course****Orbits**

Sig : Time :  
 Chief Timekeeper : Ian Sharp (SMART Timing)  
 Results available at [www.smart-timing.co.uk](http://www.smart-timing.co.uk) and [www.speedhive.com](http://www.speedhive.com)

Printed: 20/08/2023 13:23:25







## DDMC Battle of Britain meeting

Sorted on Laps

PI FSRA Sidecars

Cadwell Park 2.173 miles

Race 9 - 3rd Race

20/08/2023 12:30

Race (8 Laps) started at 12:58:52

Pos	No.	Name	Make/Model	CC	Class	Laps	Total Tm	Diff	Best Tm	In Lap	2nd Best
<b>FSRA PI F1</b>											
1	9	G FAIRHURST / B ANDREWS	Windle Kawasaki	900	F1	8	14:38.610		1:45.531	2	1:47.870
2	14	M BURNS / S WINFROW			F1	8	14:45.857	7.247	1:48.274	2	1:48.577
3	88	J STEPHENSON / A MASON	Suzuki	100	F1	8	15:38.876	1:00.266	1:55.911	8	1:56.104
4	127	G McMAHON / M RANSON	Shelbourne Suzuki	600	F1	8	15:57.493	1:18.883	1:57.055	2	1:58.529
5	181	D TIBBLES / R GREENWOOD	DDR Yamaha	1100	F1	8	16:09.843	1:31.233	1:58.567	2	1:58.659

<b>FSRA PI F2</b>											
1	56	R GILROY / C SMYTH			F2	8	15:39.579		1:52.692	2	1:54.048
2	32	G KNIGHT / S KNIGHT	Yamaha GSR	600	F2	8	15:56.934	17.355	1:56.294	4	1:56.529
3	908	S WOOLCOT / T SAVILLE	Derbyshire	600	F2	7	15:05.518	1 Lap	2:06.737	2	2:06.818
4	967	G HODGSON / D HODGSON	Shelbourne	600	F2	7	16:26.083	1 Lap	2:02.034	2	2:04.798
5	156	J TYRRELL / J THOMAS	Thundercat	600	F2	6	15:05.289	2 Laps	2:24.905	6	2:27.788

Not classified

DNF	16	D SALLEH / J FAIRHURST	Ireson Yam T'Cat	599	F2	1	2:06.708	DNF	1:59.682	1	
-----	----	------------------------	------------------	-----	----	---	----------	-----	----------	---	--

FSRA PI Guest

1	37	C MORPHET / D RYDER	LCR Honda	600	Gue	8	15:00.816		1:47.588	3	1:49.861
2	54	D QUIRK / S REEVES	Bellas Vincent	1272	Gue	8	15:36.737	35.921	1:55.094	8	1:55.720
3	30	R BUTLER / J SAUNDERS	Ireson F2	600	Gue	8	15:39.912	39.096	1:53.311	8	1:54.799
4	146	R SAUNDERS / G PYMM			Gue	7	14:53.572	1 Lap	2:01.346	3	2:02.477

Not classified

DNF	97	B DAWSON / M SIMS	LCR Honda	600	Gue	7	12:36.320	DNF	1:42.618	7	1:43.127
DNF	188	B JUKES / J MILLER	Baker Suzuki	600	Gue	2	4:20.797	DNF	2:05.663	2	2:09.233
DNS	18	M BEST / M EASTELL			Gue			DNS		0	
DNS	7	A PEARSON / B PEARSON			Gue			DNS		0	

## Announcements

New Track Record (1:45.531) for FSRA PI F1 by G FAIRHURST / B ANDREWS.

New Track Record (1:52.692) for FSRA PI F2 by R GILROY / C SMYTH.

Margin of Victory	Avg. Speed	Best Lap Tm	Best Speed	Best Lap by
7.247	71.229	1:42.618	76.232	97 - B DAWSON / M SIMS

Clerk of the Course

Orbits

Sig : Time :  
 Chief Timekeeper : Ian Sharp (SMART Timing)  
 Results available at [www.smart-timing.co.uk](http://www.smart-timing.co.uk) and [www.speedhive.com](http://www.speedhive.com)  
 Printed: 20/08/2023 13:25:17





## DDMC Battle of Britain meeting

## PI FSRA Sidecars

Cadwell Park 2.173 miles

## Race 9 - 3rd Race

20/08/2023 12:30

## Race (8 Laps) started at 12:58:52

Lap	Time of Day	Lap Tm	SFSpd
(9) G FAIRHURST / B ANDREWS			
1	13:00:45.944	1:51.116	105.0
2	13:02:31.475	1:45.531	103.9
3	13:04:19.345	1:47.870	104.0
4	13:06:10.448	1:51.103	102.5
5	13:08:00.904	1:50.456	104.5
6	13:09:48.995	1:48.091	104.9
7	13:11:39.044	1:50.049	104.5
8	13:13:30.760	1:51.716	101.4

(14) M BURNS / S WINFROW			
1	13:00:47.402	1:52.666	107.9
2	13:02:35.676	1:48.274	109.5
3	13:04:25.986	1:50.310	106.0
4	13:06:17.523	1:51.537	108.4
5	13:08:07.783	1:50.260	104.5
6	13:09:56.360	1:48.577	108.6
7	13:11:46.149	1:49.789	107.7
8	13:13:38.007	1:51.858	106.9

(37) C MORPHET / D RYDER			
1	13:00:55.300	1:56.832	106.2
2	13:02:47.293	1:51.993	106.0
3	13:04:34.881	1:47.588	103.9
4	13:06:27.311	1:52.430	104.4
5	13:08:18.365	1:51.054	105.2
6	13:10:08.226	1:49.861	104.7
7	13:11:58.328	1:50.102	105.5
8	13:13:52.966	1:54.638	91.7

(54) D QUIRK / S REEVES			
1	13:00:53.799	1:58.348	96.0
2	13:02:50.285	1:56.486	95.7
3	13:04:47.745	1:57.460	95.3
4	13:06:45.728	1:57.983	95.1
5	13:08:42.205	1:56.477	94.7
6	13:10:37.925	1:55.720	94.8
7	13:12:33.793	1:55.868	93.7
8	13:14:28.887	1:55.094	95.5

(88) J STEPHENSON / A MASON			
1	13:00:52.207	1:56.703	102.9
2	13:02:48.376	1:56.169	103.6
3	13:04:44.795	1:56.419	103.6
4	13:06:40.899	1:56.104	102.9
5	13:08:38.349	1:57.450	103.6
6	13:10:36.111	1:57.762	102.9
7	13:12:35.115	1:59.004	103.1
8	13:14:31.026	1:55.911	101.5

(56) R GILROY / C SMYTH			
1	13:00:57.646	2:02.113	98.5
2	13:02:50.338	1:52.692	100.9
3	13:04:45.795	1:55.457	97.1
4	13:06:44.509	1:58.714	94.8
5	13:08:43.107	1:58.598	95.7
6	13:10:42.519	1:59.412	97.4
7	13:12:36.567	1:54.048	98.4
8	13:14:31.729	1:55.162	95.6

(30) R BUTLER / J SAUNDERS			
1	13:00:56.957	2:01.173	93.1
2	13:02:56.697	1:59.740	103.7
3	13:04:53.952	1:57.255	100.2
4	13:06:52.528	1:58.576	101.8
5	13:08:48.840	1:56.312	101.8
6	13:10:43.952	1:55.112	98.5
7	13:12:38.751	1:54.799	102.5
8	13:14:32.062	1:53.311	97.8

(32) G KNIGHT / S KNIGHT			
1	13:00:57.072	2:00.101	101.4
2	13:02:53.858	1:56.786	99.9

Lap	Time of Day	Lap Tm	SFSpd
3	13:04:50.387	1:56.529	98.3
4	13:06:46.681	1:56.294	100.3
5	13:08:43.309	1:56.628	101.4
6	13:10:43.526	2:00.217	89.6
7	13:12:45.539	2:02.013	88.5
8	13:14:49.084	2:03.545	90.7

(127) G McMAHON / M RANSON			
1	13:00:56.447	2:00.325	99.4
2	13:02:53.502	1:57.055	100.5
3	13:04:52.949	1:59.447	99.7
4	13:06:52.611	1:59.662	96.7
5	13:08:52.382	1:59.771	92.6
6	13:10:50.911	1:58.529	101.7
7	13:12:50.801	1:59.890	105.5
8	13:14:49.643	1:58.842	102.8

(181) D TIBBLES / R GREENWOOD			
1	13:00:59.998	2:03.599	94.3
2	13:02:58.565	1:58.567	94.3
3	13:04:57.224	1:58.659	94.3
4	13:06:55.981	1:58.757	92.6
5	13:08:59.598	2:03.617	92.3
6	13:11:01.042	2:01.444	90.4
7	13:13:01.845	2:00.803	94.0
8	13:15:01.993	2:00.148	95.2

(146) R SAUNDERS / G PYMM			
1	13:01:13.540	2:07.446	100.0
2	13:03:19.010	2:05.470	100.8
3	13:05:20.356	2:01.346	102.8
4	13:07:22.833	2:02.477	98.7
5	13:09:28.828	2:05.995	96.7
6	13:11:33.825	2:04.997	99.6
7	13:13:45.722	2:11.897	98.4

(908) S WOOLCOT / T SAVILLE			
1	13:01:05.179	2:06.818	84.0
2	13:03:11.916	2:06.737	85.3
3	13:05:19.712	2:07.796	83.2
4	13:07:28.162	2:08.450	79.5
5	13:09:37.717	2:09.555	81.6
6	13:11:49.092	2:11.375	79.9
7	13:13:57.668	2:08.576	88.5

(967) G HODGSON / D HODGSON			
1	13:01:01.869	2:04.798	95.3
2	13:03:03.903	2:02.034	88.3
3	13:06:22.563	3:18.660	89.4
4	13:08:28.279	2:05.716	86.0
5	13:10:44.137	2:15.858	78.0
6	13:13:04.267	2:20.130	90.6
7	13:15:18.233	2:13.966	72.9

(156) J TYRRELL / J THOMAS			
1	13:01:30.328	2:31.503	73.8
2	13:03:58.116	2:27.788	72.7
3	13:06:30.250	2:32.134	69.8
4	13:09:03.657	2:33.407	67.4
5	13:11:32.534	2:28.877	74.4
6	13:13:57.439	2:24.905	77.9

(97) B DAWSON / M SIMS			
1	13:00:54.147	1:56.208	97.0
2	13:02:47.821	1:53.674	108.8
3	13:04:31.983	1:44.162	108.6
4	13:06:17.845	1:45.862	108.8
5	13:08:00.972	1:43.127	108.8
6	13:09:45.852	1:44.880	107.5
7	13:11:28.470	1:42.618	108.4

(188) B JUKES / J MILLER			
1	13:01:07.284	2:09.233	100.3
2	13:03:12.947	2:05.663	97.4

## Clerk of the Course

Sig : Time :  
 Chief Timekeeper : Ian Sharp (SMART Timing)  
 Results available at [www.smart-timing.co.uk](http://www.smart-timing.co.uk) and [www.speedhive.com](http://www.speedhive.com)

Printed: 20/08/2023 13:23:47

## Orbits





## DDMC Battle of Britain meeting

## Lapchart

## PI FSRA Sidecars

Cadwell Park 2.173 miles

## Race 9 - 3rd Race

20/08/2023 12:30

## Race (8 Laps) started at 12:58:52



Competitors		Laps								
		0	1	2	3	4	5	6	7	8
M BURNS / S WINFROW (14)	1	14	9	9	9	9	9	97	97	9
G FAIRHURST / B ANDREWS (9)	2	9	14	14	14	14	97	9	9	14
D QUIRK / S REEVES (54)	3	54	88	37	97	97	14	14	14	37
J STEPHENSON / A MASON (88)	4	88	54	97	37	37	37	37	37	54
R GILROY / C SMYTH (56)	5	56	97	88	88	88	88	88	54	88
R BUTLER / J SAUNDERS (30)	6	30	37	54	56	56	54	54	88	56
G McMAHON / M RANSON (127)	7	127	127	56	54	54	56	56	56	30
D TIBBLES / R GREENWOOD (181)	8	181	30	127	32	32	32	32	30	32
G KNIGHT / S KNIGHT (32)	9	32	32	32	127	30	30	30	32	127
G HODGSON / D HODGSON (967)	10	967	56	30	30	127	127	127	127	181
B DAWSON / M SIMS (97)	11	97	16	181	181	181	181	181	181	
B JUKES / J MILLER (188)	12	188	181	967	908	146	146	146	146	
S WOOLCOT / T SAVILLE (908)	13	908	967	908	146	908	908	908	908	
C MORPHET / D RYDER (37)	14	37	908	188	967	967	967	967	967	
J TYRRELL / J THOMAS (156)	15	156	188	146	156	156	156	156		
D SALLEH / J FAIRHURST (16)	16	16	146	156						
R SAUNDERS / G PYMM (146)	17	146	156							
-	18									
-	19									

## Clerk of the Course

## Orbits

Sig : Time :  
 Chief Timekeeper : Ian Sharp (SMART Timing)  
 Results available at [www.smart-timing.co.uk](http://www.smart-timing.co.uk) and [www.speedhive.com](http://www.speedhive.com)

Printed: 20/08/2023 13:24:09



**DDMC Battle of Britain meeting**

PI FSRA Sidecars

Cadwell Park 2.173 miles

Race 12a - 4th Race

20/08/2023 15:30

Race (8 Laps)

POLE POSITION

2

14 M BURNS / S WINFROW

4

54 D QUIRK / S REEVES

6

56 R GILROY / C SMYTH

8

32 G KNIGHT / S KNIGHT

10

181 D TIBBLES / R GREENWOOD

12

908 S WOOLCOT / T SAVILLE

14

156 J TYRRELL / J THOMAS

16

188 B JUKES / J MILLER

18

18 M BEST / M EASTELL

1

9 G FAIRHURST / B ANDREWS

3

37 C MORPHET / D RYDER

5

88 J STEPHENSON / A MASON

7

30 R BUTLER / J SAUNDERS

9

127 G McMAHON / M RANSON

11

146 R SAUNDERS / G PYMM

13

967 G HODGSON / D HODGSON

15

97 B DAWSON / M SIMS

17

16 D SALLEH / J FAIRHURST

19

7 A PEARSON / B PEARSON

1

2

3

4

5

6

7

8

9

10

Clerk of the Course

Sig : Time :  
 Chief Timekeeper : Ian Sharp (SMART Timing)  
 Results available at [www.smart-timing.co.uk](http://www.smart-timing.co.uk) and [www.speedhive.com](http://www.speedhive.com)

Printed: 20/08/2023 13:24:31



Orbits



## DDMC Battle of Britain meeting

Sorted on Laps

FSRA F2 Sidecars

Cadwell Park 2.173 miles

Race 10 - 2nd Race

20/08/2023 14:15

Race (10 Laps) started at 14:19:57

Pos	No.	Name	Make/Model	CC	Class	Laps	Total Tm	Diff	Best Tm	In Lap	2nd Best
1	72	P FOUNDS / J WALMSLEY	Honda LCF	600	Sup	10	16:23.098		1:36.721	4	1:36.922
2	17	L CRAWFORD / S HARDIE	CES Suzuki	600	SW	10	16:26.350	3.252	1:37.394	9	1:37.675
3	7	D GIBSON / R GIBBONS	CES Suzuki	600	Sup	10	16:36.427	13.329	1:38.263	9	1:38.480
4	99	S RAMSDEN / M RAMSDEN	LCR Honda	600	Sup	10	16:37.889	14.791	1:38.210	9	1:38.542
5	33	S HEGARTY / J NEAVE	Baker Honda	600	Sup	10	16:39.203	16.105	1:38.426	7	1:38.636
6	87	C FENWICK / P KNAPTON		600	SW	10	16:48.553	25.455	1:39.675	4	1:39.768
7	14	W LOCKEY / B BINNS		600	Sup	10	17:07.491	44.393	1:40.700	6	1:41.112
8	32	G HORSPOLE / K COLE	Baker	600	Sup	10	17:13.608	50.510	1:41.305	4	1:41.614
9	97	B DAWSON / M SIMS	LCR Honda	600	Cup	10	17:14.449	51.351	1:41.272	2	1:42.194
10	96	J SAUNDERS / S STOKOE	Baker Honda	600	Cup	10	17:14.559	51.461	1:41.974	2	1:42.052
11	117	D SCHOFIELD / J SMITH	Bellas Yamaha	600	Cup	10	17:33.892	1:10.794	1:43.467	2	1:44.053
12	39	B MOORE / A DODD	Ireson Honda F2	600	Cup	10	17:50.507	1:27.409	1:45.468	3	1:45.622
13	71	C SCHOFIELD / T DAWKINS	Baker Honda	600	Cup	10	18:04.537	1:41.439	1:44.956	2	1:45.398
14	20	P D'HENIN / G WHEELER	Hunts	600	Cup	10	18:04.830	1:41.732	1:45.495	10	1:46.567

## Not classified

DNF	13	M HEGARTY / R CHILD	Shelbourne	600	SW	6	10:42.611	DNF	1:45.001	5	1:45.214
DNF	8	B ILARIA / A BROWN	DDM Christie	599	Cup	5	8:34.990	DNF	1:40.667	5	1:40.839
DNF	6	T BAKER / L FITZPATRICK	Baker Suzuki	600	Sup	4	7:19.664	DNF	1:46.833	4	1:47.697
DNS	25	A BINGHAM / D RYDER	Shelbourne Suzuki	600	Cup			DNS		0	
DNS	37	C MORPHET / D RYDER	LCR Honda	600	Cup			DNS		0	

## Announcements

New Track Record (1:37.394) for FSRA Super Wildcard by L CRAWFORD / S HARDIE.

New Track Record (1:40.667) for FSRA Cup by B ILARIA / A BROWN.

Margin of Victory	Avg. Speed	Best Lap Tm	Best Speed	Best Lap by
3.252	79.573	1:36.721	80.880	72 - P FOUNDS / J WALMSLEY

## Clerk of the Course

## Orbits

Sig : Time :  
 Chief Timekeeper : Ian Sharp (SMART Timing)  
 Results available at [www.smart-timing.co.uk](http://www.smart-timing.co.uk) and [www.speedhive.com](http://www.speedhive.com)

Printed: 20/08/2023 14:40:01







## DDMC Battle of Britain meeting

Sorted on Laps

FSRA F2 Sidecars

Cadwell Park 2.173 miles

Race 10 - 2nd Race

20/08/2023 14:15

Race (10 Laps) started at 14:19:57

Pos	No.	Name	Make/Model	CC	Class	Laps	Total Tm	Diff	Best Tm	In Lap	2nd Best
<b>FSRA Cup</b>											
1	97	B DAWSON / M SIMS	LCR Honda	600	Cup	10	17:14.449		1:41.272	2	1:42.194
2	96	J SAUNDERS / S STOKOE	Baker Honda	600	Cup	10	17:14.559	0.110	1:41.974	2	1:42.052
3	117	D SCHOFIELD / J SMITH	Bellas Yamaha	600	Cup	10	17:33.892	19.443	1:43.467	2	1:44.053
4	39	B MOORE / A DODD	Ireson Honda F2	600	Cup	10	17:50.507	36.058	1:45.468	3	1:45.622
5	71	C SCHOFIELD / T DAWKINS	Baker Honda	600	Cup	10	18:04.537	50.088	1:44.956	2	1:45.398
6	20	P D'HENIN / G WHEELER	Hunts	600	Cup	10	18:04.830	50.381	1:45.495	10	1:46.567

## Not classified

DNF	8	B ILARIA / A BROWN	DDM Christie	599	Cup	5	8:34.990	DNF	1:40.667	5	1:40.839
DNS	25	A BINGHAM / D RYDER	Shelbourne Suzuki	600	Cup			DNS		0	
DNS	37	C MORPHET / D RYDER	LCR Honda	600	Cup			DNS		0	

## FSRA Super

1	72	P FOUNDS / J WALMSLEY	Honda LCF	600	Sup	10	16:23.098		1:36.721	4	1:36.922
2	7	D GIBSON / R GIBBONS	CES Suzuki	600	Sup	10	16:36.427	13.329	1:38.263	9	1:38.480
3	99	S RAMSDEN / M RAMSDEN	LCR Honda	600	Sup	10	16:37.889	14.791	1:38.210	9	1:38.542
4	33	S HEGARTY / J NEAVE	Baker Honda	600	Sup	10	16:39.203	16.105	1:38.426	7	1:38.636
5	14	W LOCKEY / B BINNS		600	Sup	10	17:07.491	44.393	1:40.700	6	1:41.112
6	32	G HORSPOLE / K COLE	Baker	600	Sup	10	17:13.608	50.510	1:41.305	4	1:41.614

## Not classified

DNF	6	T BAKER / L FITZPATRICK	Baker Suzuki	600	Sup	4	7:19.664	DNF	1:46.833	4	1:47.697
-----	---	-------------------------	--------------	-----	-----	---	----------	-----	----------	---	----------

## FSRA Super Wildcard

1	17	L CRAWFORD / S HARDIE	CES Suzuki	600	SW	10	16:26.350		1:37.394	9	1:37.675
2	87	C FENWICK / P KNAPTON		600	SW	10	16:48.553	22.203	1:39.675	4	1:39.768

## Not classified

DNF	13	M HEGARTY / R CHILD	Shelbourne	600	SW	6	10:42.611	DNF	1:45.001	5	1:45.214
-----	----	---------------------	------------	-----	----	---	-----------	-----	----------	---	----------

## Announcements

New Track Record (1:37.394) for FSRA Super Wildcard by L CRAWFORD / S HARDIE.

New Track Record (1:40.667) for FSRA Cup by B ILARIA / A BROWN.

Margin of Victory	Avg. Speed	Best Lap Tm	Best Speed	Best Lap by
3.252	79.573	1:36.721	80.880	72 - P FOUNDS / J WALMSLEY

## Clerk of the Course

## Orbits

Sig : Time :  
 Chief Timekeeper : Ian Sharp (SMART Timing)  
 Results available at [www.smart-timing.co.uk](http://www.smart-timing.co.uk) and [www.speedhive.com](http://www.speedhive.com)

Printed: 20/08/2023 14:41:08







## DDMC Battle of Britain meeting

## FSRA F2 Sidecars

Cadwell Park 2.173 miles

## Race 10 - 2nd Race

20/08/2023 14:15

## Race (10 Laps) started at 14:19:57

Lap	Time of Day	Lap Tm	SFSpd
(72) P FOUNDS / J WALMSLEY			
1	14:21:44.371	<b>1:43.623</b>	111.7
2	14:23:22.083	<b>1:37.712</b>	110.2
3	14:25:00.096	<b>1:38.013</b>	110.7
4	14:26:36.817	<b>1:36.721</b>	111.3
5	14:28:14.555	<b>1:37.738</b>	111.5
6	14:29:52.176	<b>1:37.621</b>	109.7
7	14:31:29.311	<b>1:37.135</b>	109.3
8	14:33:06.233	<b>1:36.922</b>	110.0
9	14:34:43.618	<b>1:37.385</b>	110.0
10	14:36:20.880	<b>1:37.262</b>	107.9

(17) L CRAWFORD / S HARDIE			
1	14:21:42.610	<b>1:42.421</b>	112.4
2	14:23:20.404	<b>1:37.794</b>	110.4
3	14:24:58.389	<b>1:37.985</b>	111.8
4	14:26:36.064	<b>1:37.675</b>	110.9
5	14:28:14.154	<b>1:38.090</b>	111.1
6	14:29:53.528	<b>1:39.374</b>	111.3
7	14:31:31.284	<b>1:37.756</b>	112.2
8	14:33:09.061	<b>1:37.777</b>	112.4
9	14:34:46.455	<b>1:37.394</b>	112.0
10	14:36:24.132	<b>1:37.677</b>	112.2

(7) D GIBSON / R GIBBONS			
1	14:21:42.138	<b>1:42.303</b>	108.9
2	14:23:21.898	<b>1:39.760</b>	108.9
3	14:25:01.822	<b>1:39.924</b>	108.8
4	14:26:40.302	<b>1:38.480</b>	108.6
5	14:28:19.258	<b>1:38.956</b>	108.8
6	14:29:58.392	<b>1:39.134</b>	108.6
7	14:31:36.931	<b>1:38.539</b>	108.6
8	14:33:16.850	<b>1:39.919</b>	108.4
9	14:34:55.113	<b>1:38.263</b>	107.7
10	14:36:34.209	<b>1:39.096</b>	107.5

(99) S RAMSDEN / M RAMSDEN			
1	14:21:44.126	<b>1:43.558</b>	110.2
2	14:23:23.891	<b>1:39.765</b>	110.2
3	14:25:03.651	<b>1:39.760</b>	110.2
4	14:26:42.943	<b>1:39.292</b>	110.7
5	14:28:21.869	<b>1:38.926</b>	110.6
6	14:30:00.411	<b>1:38.542</b>	110.0
7	14:31:39.118	<b>1:38.707</b>	110.2
8	14:33:17.776	<b>1:38.658</b>	110.7
9	14:34:55.986	<b>1:38.210</b>	110.6
10	14:36:35.671	<b>1:39.685</b>	107.5

(33) S HEGARTY / J NEAVE			
1	14:21:44.943	<b>1:44.607</b>	108.4
2	14:23:24.302	<b>1:39.359</b>	108.4
3	14:25:04.015	<b>1:39.713</b>	108.6
4	14:26:43.321	<b>1:39.306</b>	108.2
5	14:28:22.449	<b>1:39.128</b>	108.4
6	14:30:01.087	<b>1:38.638</b>	108.2
7	14:31:39.513	<b>1:38.426</b>	108.4
8	14:33:18.149	<b>1:38.636</b>	108.4
9	14:34:56.953	<b>1:38.804</b>	108.1
10	14:36:36.985	<b>1:40.032</b>	100.0

(87) C FENWICK / P KNAPTON			
1	14:21:44.829	<b>1:45.093</b>	108.8
2	14:23:25.598	<b>1:40.769</b>	108.1
3	14:25:05.993	<b>1:40.395</b>	108.4
4	14:26:45.668	<b>1:39.675</b>	108.4
5	14:28:26.051	<b>1:40.383</b>	108.6
6	14:30:06.441	<b>1:40.390</b>	108.1
7	14:31:46.551	<b>1:40.110</b>	108.2
8	14:33:26.592	<b>1:40.041</b>	108.2
9	14:35:06.360	<b>1:39.768</b>	108.2
10	14:36:46.335	<b>1:39.975</b>	108.1

(14) W LOCKEY / B BINNS			
-------------------------	--	--	--

Lap	Time of Day	Lap Tm	SFSpd
1	14:21:46.882	<b>1:45.860</b>	110.7
2	14:23:28.076	<b>1:41.194</b>	110.7
3	14:25:09.541	<b>1:41.465</b>	110.6
4	14:26:52.650	<b>1:43.109</b>	111.8
5	14:28:33.931	<b>1:41.281</b>	110.7
6	14:30:14.631	<b>1:40.700</b>	109.7
7	14:31:55.743	<b>1:41.112</b>	110.2
8	14:33:37.730	<b>1:41.987</b>	109.8
9	14:35:20.707	<b>1:42.977</b>	108.9
10	14:37:05.273	<b>1:44.566</b>	108.9

(32) G HORSPOLE / K COLE			
1	14:21:49.097	<b>1:47.594</b>	108.8
2	14:23:31.271	<b>1:42.174</b>	108.1
3	14:25:12.885	<b>1:41.614</b>	108.2
4	14:26:54.190	<b>1:41.305</b>	108.8
5	14:28:37.160	<b>1:42.970</b>	106.7
6	14:30:19.373	<b>1:42.213</b>	106.0
7	14:32:01.992	<b>1:42.619</b>	106.5
8	14:33:45.207	<b>1:43.215</b>	105.0
9	14:35:27.829	<b>1:42.622</b>	106.7
10	14:37:11.390	<b>1:43.561</b>	106.0

(97) B DAWSON / M SIMS			
1	14:21:47.583	<b>1:46.027</b>	108.8
2	14:23:28.855	<b>1:41.272</b>	109.1
3	14:25:11.049	<b>1:42.194</b>	108.4
4	14:26:53.589	<b>1:42.540</b>	108.8
5	14:28:37.417	<b>1:43.828</b>	108.9
6	14:30:20.250	<b>1:42.833</b>	107.9
7	14:32:03.366	<b>1:43.116</b>	107.5
8	14:33:46.062	<b>1:42.696</b>	107.9
9	14:35:28.765	<b>1:42.703</b>	108.2
10	14:37:12.231	<b>1:43.466</b>	108.1

(96) J SAUNDERS / S STOKOE			
1	14:21:48.802	<b>1:46.986</b>	109.3
2	14:23:30.776	<b>1:41.974</b>	108.1
3	14:25:13.874	<b>1:43.098</b>	108.2
4	14:26:56.517	<b>1:42.643</b>	108.2
5	14:28:39.015	<b>1:42.498</b>	107.7
6	14:30:21.635	<b>1:42.620</b>	107.4
7	14:32:04.700	<b>1:43.065</b>	108.2
8	14:33:46.752	<b>1:42.052</b>	108.6
9	14:35:29.460	<b>1:42.708</b>	108.4
10	14:37:12.341	<b>1:42.881</b>	109.3

(117) D SCHOFIELD / J SMITH			
1	14:21:50.412	<b>1:48.581</b>	107.9
2	14:23:33.879	<b>1:43.467</b>	107.9
3	14:25:17.932	<b>1:44.053</b>	107.2
4	14:27:02.312	<b>1:44.380</b>	107.2
5	14:28:46.458	<b>1:44.146</b>	107.4
6	14:30:31.228	<b>1:44.770</b>	106.7
7	14:32:15.811	<b>1:44.583</b>	106.7
8	14:33:59.935	<b>1:44.124</b>	105.7
9	14:35:44.544	<b>1:44.609</b>	106.0
10	14:37:31.674	<b>1:47.130</b>	106.7

(39) B MOORE / A DODD			
1	14:21:52.205	<b>1:50.093</b>	106.0
2	14:23:37.827	<b>1:45.622</b>	104.7
3	14:25:23.295	<b>1:45.468</b>	102.3
4	14:27:09.078	<b>1:45.783</b>	104.9
5	14:28:54.880	<b>1:45.802</b>	103.4
6	14:30:40.594	<b>1:45.714</b>	102.9
7	14:32:26.504	<b>1:45.910</b>	102.5
8	14:34:13.351	<b>1:46.847</b>	102.1
9	14:36:00.066	<b>1:46.715</b>	101.8
10	14:37:48.289	<b>1:48.223</b>	100.9

(71) C SCHOFIELD / T DAWKINS			
1	14:21:51.833	<b>1:49.830</b>	103.6
2	14:23:36.789	<b>1:44.956</b>	103.6

Lap	Time of Day	Lap Tm	SFSpd
3	14:25:22.900	<b>1:46.111</b>	104.5
4	14:27:08.298	<b>1:45.398</b>	105.0
5	14:28:54.220	<b>1:45.922</b>	103.6
6	14:30:42.224	<b>1:48.004</b>	103.2
7	14:32:28.584	<b>1:46.360</b>	96.0
8	14:34:22.182	<b>1:53.598</b>	100.8
9	14:36:12.995	<b>1:50.813</b>	102.5
10	14:38:02.319	<b>1:49.324</b>	102.8

(20) P D'HENIN / G WHEELER			
1	14:21:59.164	<b>1:56.719</b>	95.3
2	14:23:45.731	<b>1:46.567</b>	103.4
3	14:25:32.334	<b>1:46.603</b>	100.9
4	14:27:18.990	<b>1:46.656</b>	100.2
5	14:29:05.716	<b>1:46.726</b>	102.0
6	14:30:54.298	<b>1:48.582</b>	99.9
7	14:32:41.240	<b>1:46.942</b>	98.1
8	14:34:29.313	<b>1:48.073</b>	99.6
9	14:36:17.117	<b>1:47.804</b>	100.9
10	14:38:02.612	<b>1:45.495</b>	103.9

(13) M HEGARTY / R CHILD			
1	14:21:52.956	<b>1:50.339</b>	105.2
2	14:23:38.366	<b>1:45.410</b>	105.2
3	14:25:24.108	<b>1:45.742</b>	104.7
4	14:27:09.322	<b>1:45.214</b>	106.0
5	14:28:54.323	<b>1:45.001</b>	106.2
6	14:30:40.393	<b>1:46.070</b>	99.9

(8) B ILARIA / A BROWN			
1	14:21:48.577	<b>1:47.252</b>	107.0
2	14:23:29.416	<b>1:40.839</b>	108.8
3	14:25:10.289	<b>1:40.873</b>	107.2
4	14:26:52.105	<b>1:41.816</b>	107.4
5	14:28:32.772	<b>1:40.667</b>	107.0

(6) T BAKER / L FITZPATRICK			
1	14:21:54.870	<b>1:52.185</b>	106.4
2	14:23:42.916	<b>1:48.046</b>	104.9
3	14:25:30.613	<b>1:47.697</b>	105.8
4	14:27:17.446	<b>1:46.833</b>	106.9

Clerk of the Course

Sig : Time :  
 Chief Timekeeper : Ian Sharp (SMART Timing)  
 Results available at [www.smart-timing.co.uk](http://www.smart-timing.co.uk) and [www.speedhive.com](http://www.speedhive.com)

Printed: 20/08/2023 14:40:18

Orbits

motor  
sport  
UKRACE  
WITH  
RESPECT



# DDMC Battle of Britain meeting

## Lapchart

FSRA F2 Sidecars

Cadwell Park 2.173 miles

Race 10 - 2nd Race

20/08/2023 14:15

Race (10 Laps) started at 14:19:57

Competitors		Laps										
		0	1	2	3	4	5	6	7	8	9	10
C FENWICK / P KNAPTON (87)	1	87	7	17	17	17	17	72	72	72	72	72
D GIBSON / R GIBBONS (7)	2	7	17	7	72	72	72	17	17	17	17	17
L CRAWFORD / S HARDIE (17)	3	17	99	72	7	7	7	7	7	7	7	7
S HEGARTY / J NEAVE (33)	4	33	72	99	99	99	99	99	99	99	99	99
S RAMSDEN / M RAMSDEN (99)	5	99	87	33	33	33	33	33	33	33	33	33
P FOUNDS / J WALMSLEY (72)	6	72	33	87	87	87	87	87	87	87	87	87
W LOCKEY / B BINNS (14)	7	14	14	14	14	8	8	14	14	14	14	14
B ILARIA / A BROWN (8)	8	8	97	97	8	14	14	32	32	32	32	32
G HORSPOLE / K COLE (32)	9	32	8	8	97	97	32	97	97	97	97	97
B DAWSON / M SIMS (97)	10	97	96	96	32	32	97	96	96	96	96	96
J SAUNDERS / S STOKOE (96)	11	96	32	32	96	96	96	117	117	117	117	117
D SCHOFIELD / J SMITH (117)	12	117	117	117	117	117	117	13	39	39	39	39
C SCHOFIELD / T DAWKINS (71)	13	71	71	71	71	71	71	39	71	71	71	71
B MOORE / A DODD (39)	14	39	39	39	39	39	13	71	20	20	20	20
P D'HENIN / G WHEELER (20)	15	20	13	13	13	13	39	20				
M HEGARTY / R CHILD (13)	16	13	6	6	6	6	20					
T BAKER / L FITZPATRICK (6)	17	6	20	20	20	20						
-	18											
-	19											

Clerk of the Course

Sig : Time :  
 Chief Timekeeper : Ian Sharp (SMART Timing)  
 Results available at [www.smart-timing.co.uk](http://www.smart-timing.co.uk) and [www.speedhive.com](http://www.speedhive.com)  
 Printed: 20/08/2023 14:40:35



motor  
sport  
UK



RACE  
WITH  
RESPECT

Orbits

## DDMC Battle of Britain meeting

Sorted on Laps

DDMC Northern Sports & Saloons Cars Championship - A&E

Cadwell Park 2.173 miles

Race 11 - 2nd Race

20/08/2023 14:45

Race (15:00 and 1 Laps) started at 14:47:05

Pos	No.	Name	Make/Model	CC	Class	Laps	Total Tm	Diff	Best Tm	In Lap	2nd Best
1	4	Thom EVANS	Caterham Duratec	2000	A2	11	17:53.492		1:35.203	2	1:35.796
2	311	Sam SMITH	Caterham R300	2000	E1	11	18:19.162	25.670	1:37.747	9	1:38.089
3	18	Damien McKAY	Westfield	999	A2	11	18:27.138	33.646	1:37.898	8	1:37.958
4	65	Ian TOWERS	MK Striker	999	E2	11	18:29.579	36.087	1:38.961	8	1:39.211
5	42	Steve TOWERS	Ludlow Tigra	2300	A1	11	18:30.431	36.939	1:37.153	8	1:37.866
6	12	Scott HUBEL	Peugeot 205 T16	2000	A2	11	18:32.269	38.777	1:38.703	8	1:39.044
7	154	Stevie McNAB	Honda Civic Type R	2400	A1	11	18:52.245	58.753	1:39.641	6	1:40.464
8	17	Drew MYRESCOUGH	Caterham C400	2000	A2	11	19:00.780	1:07.288	1:41.737	6	1:42.049
9	29	Justin COX	Caterham Sigmax	1600	E1	11	19:01.556	1:08.064	1:41.881	6	1:41.998
10	3	Chris HUNTLEY	Subaru Impreza WRX	2000	A1	10	18:50.887	1 Lap	1:42.240	2	1:43.953
Not classified											
DNF	2	Matty COBB	VW Beetle	2700	A1	2	3:13.290	DNF	1:32.943	2	1:38.762
DNS	94	Jon WOOLFIT	MK Indy	1400T	A1			DNS		0	

### Announcements

New Track Record (1:37.747) for NSSC Sports/Sal. (E1) by Sam SMITH.  
Car No.29 - Transponder stopped working after 2 Laps

Margin of Victory	Avg. Speed	Best Lap Tm	Best Speed	Best Lap by
25.670	80.160	1:32.943	84.168	2 - Matty COBB

Clerk of the Course

Orbits

Sig : Time :  
Chief Timekeeper : Ian Sharp (SMART Timing)  
Results available at [www.smart-timing.co.uk](http://www.smart-timing.co.uk) and [www.speedhive.com](http://www.speedhive.com)

Printed: 20/08/2023 15:07:33



## DDMC Battle of Britain meeting

Sorted on Laps

DDMC Northern Sports & Saloons Cars Championship - A&E

Cadwell Park 2.173 miles

Race 11 - 2nd Race

20/08/2023 14:45

Race (15:00 and 1 Laps) started at 14:47:05

Pos	No.	Name	Make/Model	CC	Class	Laps	Total Tm	Diff	Best Tm	In Lap	2nd Best
<b>NSSC Sports/Sal. (A1)</b>											
1	42	Steve TOWERS	Ludlow Tigra	2300	A1	11	18:30.431		1:37.153	8	1:37.866
2	154	Stevie McNAB	Honda Civic Type R	2400	A1	11	18:52.245	21.814	1:39.641	6	1:40.464
3	3	Chris HUNTLEY	Subaru Impreza WRX	2000	A1	10	18:50.887	1 Lap	1:42.240	2	1:43.953

Not classified

DNF	2	Matty COBB	VW Beetle	2700	A1	2	3:13.290	DNF	1:32.943	2	1:38.762
DNS	94	Jon WOOLFIT	MK Indy	1400T	A1			DNS		0	

**NSSC Sports/Sal. (A2)**

1	4	Thom EVANS	Caterham Duratec	2000	A2	11	17:53.492		1:35.203	2	1:35.796
2	18	Damien McKAY	Westfield	999	A2	11	18:27.138	33.646	1:37.898	8	1:37.958
3	12	Scott HUBEL	Peugeot 205 T16	2000	A2	11	18:32.269	38.777	1:38.703	8	1:39.044
4	17	Drew MYRESCOUGH	Caterham C400	2000	A2	11	19:00.780	1:07.288	1:41.737	6	1:42.049

**NSSC Sports/Sal. (E1)**

1	311	Sam SMITH	Caterham R300	2000	E1	11	18:19.162		1:37.747	9	1:38.089
2	29	Justin COX	Caterham Sigmax	1600	E1	11	19:01.556	42.394	1:41.881	6	1:41.998

**NSSC Sports/Sal. (E2)**

1	65	Ian TOWERS	MK Striker	999	E2	11	18:29.579		1:38.961	8	1:39.211
---	----	------------	------------	-----	----	----	-----------	--	----------	---	----------

### Announcements

New Track Record (1:37.747) for NSSC Sports/Sal. (E1) by Sam SMITH.  
Car No.29 - Transponder stopped working after 2 Laps

Margin of Victory	Avg. Speed	Best Lap Tm	Best Speed	Best Lap by
25.670	80.160	1:32.943	84.168	2 - Matty COBB

Clerk of the Course

Orbits

Sig : Time :  
Chief Timekeeper : Ian Sharp (SMART Timing)  
Results available at [www.smart-timing.co.uk](http://www.smart-timing.co.uk) and [www.speedhive.com](http://www.speedhive.com)  
Printed: 20/08/2023 15:08:03

## DDMC Battle of Britain meeting

DDMC Northern Sports & Saloons Cars Championship - A&E

Cadwell Park 2.173 miles

Race 11 - 2nd Race

20/08/2023 14:45

Race (15:00 and 1 Laps) started at 14:47:05

Lap	Time of Day	Lap Tm	SFSpd
(4) Thom EVANS			
1	14:48:46.414	1:39.819	111.5
2	14:50:21.617	1:35.203	107.9
3	14:52:00.746	1:39.129	109.8
4	14:53:39.420	1:38.674	108.1
5	14:55:17.116	1:37.696	108.4
6	14:56:53.374	1:36.258	106.2
7	14:58:31.545	1:38.171	106.5
8	15:00:09.211	1:37.666	105.5
9	15:01:46.036	1:36.825	106.5
10	15:03:23.186	1:37.150	105.5
11	15:04:58.982	1:35.796	110.4

(311) Sam SMITH			
1	14:48:56.734	1:46.838	101.1
2	14:50:36.009	1:39.275	102.5
3	14:52:15.513	1:39.504	99.7
4	14:53:54.377	1:38.864	101.5
5	14:55:33.956	1:39.579	100.3
6	14:57:13.367	1:39.411	99.3
7	14:58:51.770	1:38.403	97.0
8	15:00:29.859	1:38.089	98.0
9	15:02:07.606	1:37.747	99.4
10	15:03:46.327	1:38.721	98.4
11	15:05:24.652	1:38.325	99.6

(18) Damien McKAY			
1	14:48:53.232	1:44.158	105.5
2	14:50:34.756	1:41.524	105.2
3	14:52:13.994	1:39.238	102.9
4	14:53:53.974	1:39.980	102.8
5	14:55:33.452	1:39.478	103.1
6	14:57:12.545	1:39.093	102.9
7	14:58:50.724	1:38.179	102.8
8	15:00:28.622	1:37.898	102.6
9	15:02:06.580	1:37.958	102.9
10	15:03:50.582	1:44.002	99.9
11	15:05:32.628	1:42.046	102.6

(65) Ian TOWERS			
1	14:48:52.830	1:44.858	107.9
2	14:50:35.704	1:42.874	107.5
3	14:52:18.937	1:43.233	108.1
4	14:53:59.356	1:40.419	106.9
5	14:55:39.000	1:39.644	107.4
6	14:57:18.345	1:39.345	107.0
7	14:58:57.729	1:39.384	107.0
8	15:00:36.690	1:38.961	106.9
9	15:02:16.068	1:39.378	106.7
10	15:03:55.858	1:39.790	107.7
11	15:05:35.069	1:39.211	106.7

(42) Steve TOWERS			
1	14:48:55.652	1:46.646	119.0
2	14:50:37.772	1:42.120	119.2
3	14:52:20.902	1:43.130	121.6
4	14:54:05.192	1:44.290	121.6
5	14:55:44.780	1:39.588	120.0
6	14:57:23.066	1:38.286	116.7
7	14:59:02.276	1:39.210	117.3
8	15:00:39.429	1:37.153	120.7
9	15:02:17.295	1:37.866	119.2
10	15:03:56.877	1:39.582	120.3
11	15:05:35.921	1:39.044	115.1

(12) Scott HUBEL			
1	14:48:53.819	1:45.712	103.2
2	14:50:36.289	1:42.470	104.0
3	14:52:19.731	1:43.442	101.8
4	14:54:01.556	1:41.825	99.7
5	14:55:40.639	1:39.083	101.4
6	14:57:19.683	1:39.044	101.7
7	14:58:58.769	1:39.086	100.2

Lap	Time of Day	Lap Tm	SFSpd
8	15:00:37.472	1:38.703	99.9
9	15:02:16.582	1:39.110	101.8
10	15:03:58.025	1:41.443	102.1
11	15:05:37.759	1:39.734	97.0

(154) Stevie McNAB			
1	14:48:57.592	1:47.832	97.5
2	14:50:38.823	1:41.231	102.0
3	14:52:20.477	1:41.654	102.8
4	14:54:02.258	1:41.781	101.5
5	14:55:42.957	1:40.699	101.4
6	14:57:22.598	1:39.641	101.4
7	14:59:03.850	1:41.252	101.4
8	15:00:44.314	1:40.464	101.1
9	15:02:25.601	1:41.287	101.1
10	15:04:09.703	1:44.102	97.1
11	15:05:57.735	1:48.032	94.8

(17) Drew MYRESCOUGH			
1	14:48:57.452	1:48.248	112.0
2	14:50:40.266	1:42.814	110.0
3	14:52:22.604	1:42.338	110.6
4	14:54:06.319	1:43.715	109.5
5	14:55:49.373	1:43.054	108.9
6	14:57:31.110	1:41.737	107.4
7	14:59:14.328	1:43.218	106.7
8	15:00:58.211	1:43.883	106.7
9	15:02:41.228	1:43.017	107.2
10	15:04:23.277	1:42.049	107.9
11	15:06:06.270	1:42.993	106.2

(29) Justin COX			
1	14:48:58.270	1:49.422	98.3
2	14:50:41.062	1:42.792	97.5
3	14:52:23.382	1:42.320	
4	14:54:07.080	1:43.698	
5	14:55:50.132	1:43.052	
6	14:57:32.013	1:41.881	
7	14:59:15.099	1:43.086	
8	15:00:58.946	1:43.847	
9	15:02:41.913	1:42.967	
10	15:04:23.911	1:41.998	
11	15:06:07.046	1:43.135	

(3) Chris HUNTLEY			
1	14:48:52.237	1:44.954	108.1
2	14:50:34.477	1:42.240	107.4
3	14:52:18.430	1:43.953	107.9
4	14:54:04.903	1:46.473	107.0
5	14:55:55.838	1:50.935	82.8
6	14:57:55.701	1:59.863	84.8
7	14:59:57.209	2:01.508	83.8
8	15:01:56.092	1:58.883	91.8
9	15:03:55.377	1:59.285	76.9
10	15:05:56.377	2:01.000	86.9

(2) Matty COBB			
1	14:48:45.837	1:38.762	119.4
2	14:50:18.780	1:32.943	120.0

Clerk of the Course

Sig : Time :  
Chief Timekeeper : Ian Sharp (SMART Timing)  
Results available at [www.smart-timing.co.uk](http://www.smart-timing.co.uk) and [www.speedhive.com](http://www.speedhive.com)  
Printed: 20/08/2023 15:08:31



motor  
sport  
UK

RACE  
WITH  
RESPECT

Orbits



## DDMC Battle of Britain meeting

## Lapchart

DDMC Northern Sports & Saloons Cars Championship - A&E

Cadwell Park 2.173 miles

Race 11 - 2nd Race

20/08/2023 14:45

Race (15:00 and 1 Laps) started at 14:47:05



Competitors	Laps											
	0	1	2	3	4	5	6	7	8	9	10	11
Thom EVANS (4)	1	4	2	2	4	4	4	4	4	4	4	4
Matty COBB (2)	2	2	4	4	18	18	18	18	18	18	311	311
Chris HUNTLEY (3)	3	3	3	311	311	311	311	311	311	311	18	18
Ian TOWERS (65)	4	65	65	18	3	65	65	65	65	65	65	65
Scott HUBEL (12)	5	12	18	65	65	12	12	12	12	12	42	42
Justin COX (29)	6	29	12	311	12	154	154	154	42	42	42	12
Steve TOWERS (42)	7	42	42	12	154	3	42	42	154	154	154	154
Damien McKAY (18)	8	18	311	42	42	42	17	17	17	17	17	17
Drew MYRESCOUGH (17)	9	17	17	154	17	17	29	29	29	29	29	29
Stevie McNAB (154)	10	154	154	17	29	29	3	3	3	3	3	3
Sam SMITH (311)	11	311	29	29								
-	12											

Clerk of the Course

Sig : Time :  
Chief Timekeeper : Ian Sharp (SMART Timing)  
Results available at [www.smart-timing.co.uk](http://www.smart-timing.co.uk) and [www.speedhive.com](http://www.speedhive.com)  
Printed: 20/08/2023 15:08:57

Orbits



motor  
sport  
UK



RACE  
WITH  
RESPECT



DDMC Battle of Britain meeting

Sorted on Laps

SMRC Citroen C1 Cup	Cadwell Park 2.173 miles
Race 12 - 3rd Race	20/08/2023 15:10
Race (15:00 Time) started at 15:16:18	

Pos	No.	Name	Make/Model	CC	Class	Laps	Total Tm	Diff	Best Tm	In Lap	2nd Best
1	51	Murray SCOTT	Citroen C1	1000	C1N	8	16:04.441		1:58.629	6	1:58.634
2	598	Daniel KELL	Citroen C1	1000	Gue	8	16:04.919	0.478	1:58.665	5	1:58.672
3	1	Sam CORSON	Citroen C1	1000	C1	8	16:05.208	0.767	1:58.624	6	1:58.653
4	99	Dan MARTIN	Citroen C1	1000	C1	8	16:06.992	2.551	1:58.355	7	1:58.568
5	529	James HITCHEN	Citroen C1	1000	C1N	8	16:07.911	3.470	1:58.613	3	1:58.624
6	117	Marc NISBET	Citroen C1	1000	C1N	8	16:08.313	3.872	1:58.636	5	1:58.915
7	89	Ross DUNN	Citroen C1	1000	C1	8	16:13.926	9.485	1:59.245	2	1:59.677
8	684	Ralph STURROCK	Citroen C1	1000	C1N	8	16:22.544	18.103	1:59.332	6	1:59.469
9	88	Henry GILLIESPIE	Citroen C1	1000	C1N	8	16:24.116	19.675	1:59.947	3	2:00.485
10	470	Katrina GRAY	Citroen C1	1000	C1	8	16:28.896	24.455	2:01.333	7	2:01.365
11	460	John PROCTOR	Citroen C1	1000	C1	8	16:46.542	42.101	2:04.779	4	2:04.865
12	24	Ayden WILSON	Citroen C1	1000	C1N	8	16:57.436	52.995	1:58.501	7	1:58.933
Not classified											
DNF	110	Calum CONWAY	Citroen C1	1000	C1	7	14:05.918	DNF	1:58.590	3	1:58.749
DNS	70	Andrew DAVIDSON	Citroen C1	1000	C1			DNS		0	
DNS	23	Thomas COMBER	Citroen C1	1000	C1			DNS		0	

### Announcements

Car No.460 - Selected lap times disallowed - Exceeding track limits  
 New Track Record (1:58.355) for SMRC Citroen C1 by Dan MARTIN.

Margin of Victory	Avg. Speed	Best Lap Tm	Best Speed	Best Lap by
0.478	64.890	1:58.355	66.096	99 - Dan MARTIN

DDMC Battle of Britain meeting

Sorted on Laps

SMRC Citroen C1 Cup	Cadwell Park 2.173 miles
Race 12 - 3rd Race	20/08/2023 15:10
Race (15:00 Time) started at 15:16:18	

Pos	No.	Name	Make/Model	CC	Class	Laps	Total Tm	Diff	Best Tm	In Lap	2nd Best
Guest											
1	598	Daniel KELL	Citroen C1	1000	Gue	8	16:04.919		1:58.665	5	1:58.672
SMRC Citroen C1 Cup											
1	1	Sam CORSON	Citroen C1	1000	C1	8	16:05.208		1:58.624	6	1:58.653
2	99	Dan MARTIN	Citroen C1	1000	C1	8	16:06.992	1.784	1:58.355	7	1:58.568
3	89	Ross DUNN	Citroen C1	1000	C1	8	16:13.926	8.718	1:59.245	2	1:59.677
4	470	Katrina GRAY	Citroen C1	1000	C1	8	16:28.896	23.688	2:01.333	7	2:01.365
5	460	John PROCTOR	Citroen C1	1000	C1	8	16:46.542	41.334	2:04.779	4	2:04.865
Not classified											
DNF	110	Calum CONWAY	Citroen C1	1000	C1	7	14:05.918	DNF	1:58.590	3	1:58.749
DNS	70	Andrew DAVIDSON	Citroen C1	1000	C1			DNS		0	
DNS	23	Thomas COMBER	Citroen C1	1000	C1			DNS		0	
SMRC Citroen C1 Cup (N)											
1	51	Murray SCOTT	Citroen C1	1000	C1N	8	16:04.441		1:58.629	6	1:58.634
2	529	James HITCHEN	Citroen C1	1000	C1N	8	16:07.911	3.470	1:58.613	3	1:58.624
3	117	Marc NISBET	Citroen C1	1000	C1N	8	16:08.313	3.872	1:58.636	5	1:58.915
4	684	Ralph STURROCK	Citroen C1	1000	C1N	8	16:22.544	18.103	1:59.332	6	1:59.469
5	88	Henry GILLIESPIE	Citroen C1	1000	C1N	8	16:24.116	19.675	1:59.947	3	2:00.485
6	24	Ayden WILSON	Citroen C1	1000	C1N	8	16:57.436	52.995	1:58.501	7	1:58.933

**Announcements**  
 New Track Record (1:52.751) for SMRC Citroen C1 Cup by John PROCTOR.  
 Car No.460 - Selected lap times disallowed - Exceeding track limits

Margin of Victory	Avg. Speed	Best Lap Tm	Best Speed	Best Lap by
0.478	64.890	1:58.355	66.096	99 - Dan MARTIN

# DDMC Battle of Britain meeting

## SMRC Citroen C1 Cup

Cadwell Park 2.173 miles

### Race 12 - 3rd Race

20/08/2023 15:10

### Race (15:00 Time) started at 15:16:18

Lap	Time of Day	Lap Tm	SFSpd
(51) Murray SCOTT			
1	15:18:28.588	<b>2:06.737</b>	75.6
2	15:20:27.668	<b>1:59.080</b>	75.0
3	15:22:27.276	<b>1:59.608</b>	75.7
4	15:24:26.515	<b>1:59.239</b>	75.7
5	15:26:25.255	<b>1:58.740</b>	74.9
6	15:28:23.884	<b>1:58.629</b>	74.6
7	15:30:22.518	<b>1:58.634</b>	74.7
8	15:32:22.780	<b>2:00.262</b>	74.8

(598) Daniel KELL			
1	15:18:29.582	<b>2:07.525</b>	75.6
2	15:20:28.585	<b>1:59.003</b>	76.1
3	15:22:27.653	<b>1:59.068</b>	75.7
4	15:24:26.922	<b>1:59.269</b>	75.6
5	15:26:25.587	<b>1:58.665</b>	75.7
6	15:28:24.259	<b>1:58.672</b>	75.6
7	15:30:22.995	<b>1:58.736</b>	75.5
8	15:32:23.258	<b>2:00.263</b>	75.6

(1) Sam CORSON			
1	15:18:30.939	<b>2:07.580</b>	76.7
2	15:20:29.777	<b>1:58.838</b>	77.0
3	15:22:28.503	<b>1:58.726</b>	76.8
4	15:24:27.418	<b>1:58.915</b>	76.6
5	15:26:26.343	<b>1:58.925</b>	76.8
6	15:28:24.967	<b>1:58.624</b>	76.5
7	15:30:23.620	<b>1:58.653</b>	76.9
8	15:32:23.547	<b>1:59.927</b>	76.4

(99) Dan MARTIN			
1	15:18:30.592	<b>2:07.825</b>	76.3
2	15:20:29.423	<b>1:58.831</b>	76.5
3	15:22:30.514	<b>2:01.091</b>	76.0
4	15:24:29.499	<b>1:58.985</b>	75.6
5	15:26:28.067	<b>1:58.568</b>	76.7
6	15:28:26.917	<b>1:58.850</b>	76.1
7	15:30:25.272	<b>1:58.355</b>	75.4
8	15:32:25.331	<b>2:00.059</b>	75.3

(529) James HITCHEN			
1	15:18:28.893	<b>2:07.706</b>	75.8
2	15:20:27.932	<b>1:59.039</b>	76.2
3	15:22:26.545	<b>1:58.613</b>	74.2
4	15:24:27.257	<b>2:00.712</b>	76.4
5	15:26:25.881	<b>1:58.624</b>	76.0
6	15:28:24.650	<b>1:58.769</b>	75.8
7	15:30:23.331	<b>1:58.681</b>	75.9
8	15:32:26.250	<b>2:02.919</b>	75.1

(117) Marc NISBET			
1	15:18:31.753	<b>2:08.014</b>	76.6
2	15:20:30.980	<b>1:59.227</b>	75.0
3	15:22:30.173	<b>1:59.193</b>	75.6
4	15:24:29.088	<b>1:58.915</b>	75.1
5	15:26:27.724	<b>1:58.636</b>	74.9
6	15:28:26.703	<b>1:58.979</b>	74.7
7	15:30:26.318	<b>1:59.615</b>	75.2
8	15:32:26.652	<b>2:00.334</b>	76.3

(89) Ross DUNN			
1	15:18:32.463	<b>2:08.010</b>	75.5
2	15:20:31.708	<b>1:59.245</b>	75.3
3	15:22:31.531	<b>1:59.823</b>	74.9
4	15:24:31.208	<b>1:59.677</b>	74.5
5	15:26:31.209	<b>2:00.001</b>	74.3
6	15:28:31.455	<b>2:00.246</b>	74.2
7	15:30:31.796	<b>2:00.341</b>	74.2
8	15:32:32.265	<b>2:00.469</b>	72.4

(684) Ralph STURROCK			
1	15:18:31.304	<b>2:08.828</b>	76.3
2	15:20:40.330	<b>2:09.026</b>	74.6

Lap	Time of Day	Lap Tm	SFSpd
3	15:22:39.925	<b>1:59.595</b>	75.7
4	15:24:40.798	<b>2:00.873</b>	74.3
5	15:26:40.267	<b>1:59.469</b>	74.9
6	15:28:39.599	<b>1:59.332</b>	75.7
7	15:30:40.440	<b>2:00.841</b>	74.5
8	15:32:40.883	<b>2:00.443</b>	74.1

(88) Henry GILLIESPIE			
1	15:18:32.939	<b>2:07.580</b>	76.6
2	15:20:33.453	<b>2:00.514</b>	75.1
3	15:22:33.400	<b>1:59.947</b>	75.0
4	15:24:33.885	<b>2:00.485</b>	74.8
5	15:26:37.073	<b>2:03.188</b>	73.3
6	15:28:39.047	<b>2:01.974</b>	74.5
7	15:30:40.140	<b>2:01.093</b>	74.5
8	15:32:42.455	<b>2:02.315</b>	74.6

(470) Katrina GRAY			
1	15:18:34.399	<b>2:10.230</b>	74.3
2	15:20:36.437	<b>2:02.038</b>	73.9
3	15:22:38.149	<b>2:01.712</b>	73.6
4	15:24:40.828	<b>2:02.679</b>	71.5
5	15:26:42.193	<b>2:01.365</b>	73.9
6	15:28:43.767	<b>2:01.574</b>	73.9
7	15:30:45.100	<b>2:01.333</b>	74.1
8	15:32:47.235	<b>2:02.135</b>	74.5

(460) John PROCTOR			
1	15:18:37.610	<b>2:11.512</b>	73.6
2	15:20:43.353	<b>2:05.743</b>	73.8
3	15:22:48.361	<b>2:05.008</b>	73.3
4	15:24:53.140	<b>2:04.779</b>	73.7
5	15:26:58.884	<b>2:05.744</b>	72.9
6	15:29:03.749	<b>2:04.865</b>	74.2
7	15:30:56.500	<b>1:52.751</b>	72.5
8	15:33:04.881	<b>2:08.381</b>	72.0

(24) Ayden WILSON			
1	15:18:29.988	<b>2:06.665</b>	76.7
2	15:20:28.921	<b>1:58.933</b>	75.8
3	15:22:28.213	<b>1:59.292</b>	75.1
4	15:25:10.935	<b>2:42.722</b>	
5	15:27:16.723	<b>2:05.788</b>	75.1
6	15:29:15.968	<b>1:59.245</b>	75.3
7	15:31:14.469	<b>1:58.501</b>	75.4
8	15:33:15.775	<b>2:01.306</b>	75.6

(110) Calum CONWAY			
1	15:18:27.932	<b>2:06.914</b>	73.7
2	15:20:28.187	<b>2:00.255</b>	75.2
3	15:22:26.777	<b>1:58.590</b>	74.8
4	15:24:26.270	<b>1:59.493</b>	73.6
5	15:26:26.708	<b>2:00.438</b>	75.6
6	15:28:25.457	<b>1:58.749</b>	75.1
7	15:30:24.257	<b>1:58.800</b>	74.8

Clerk of the Course

Orbits

Sig : Time :  
 Chief Timekeeper : Ian Sharp (SMART Timing)  
 Results available at [www.smart-timing.co.uk](http://www.smart-timing.co.uk) and [www.speedhive.com](http://www.speedhive.com)  
 Printed: 20/08/2023 15:36:03



# DDMC Battle of Britain meeting

## Lapchart

**SMRC Citroen C1 Cup**
**Cadwell Park 2.173 miles**
**Race 12 - 3rd Race**
**20/08/2023 15:10**
**Race (15:00 Time) started at 15:16:18**

Competitors		Laps									
		0	1	2	3	4	5	6	7	8	
Calum CONWAY (110)	1	110	110	51	529	110	51	51	51	51	
James HITCHEN (529)	2	529	51	529	110	51	598	598	598	598	
Murray SCOTT (51)	3	51	529	110	51	598	529	529	529	1	
Daniel KELL (598)	4	598	598	598	598	529	1	1	1	99	
Ralph STURROCK (684)	5	684	24	24	24	1	110	110	110	529	
Dan MARTIN (99)	6	99	99	99	1	117	117	117	99	117	
Ayden WILSON (24)	7	24	1	1	117	99	99	99	117	89	
Sam CORSON (1)	8	1	684	117	99	89	89	89	89	684	
Marc NISBET (117)	9	117	117	89	89	88	88	88	88	88	
Katrina GRAY (470)	10	470	89	88	88	684	684	684	684	470	
Ross DUNN (89)	11	89	88	470	470	470	470	470	470	460	
Henry GILLIESPIE (88)	12	88	470	684	684	460	460	460	460	24	
John PROCTOR (460)	13	460	460	460	460	24	24	24	24		
-	14										
-	15										

**Clerk of the Course**
**Orbits**

**Sig :**                      **Time :**  
**Chief Timekeeper : Ian Sharp (SMART Timing)**  
**Results available at [www.smart-timing.co.uk](http://www.smart-timing.co.uk) and [www.speedhive.com](http://www.speedhive.com)**  
**Printed: 20/08/2023 15:36:30**



# DDMC Battle of Britain meeting

Sorted on Laps

PI FSRA Sidecars

Cadwell Park 2.173 miles

Race 12a - 4th Race

20/08/2023 15:30

Race (6 Laps) started at 15:49:09

Pos	No.	Name	Make/Model	CC	Class	Laps	Total Tm	Diff	Best Tm	In Lap	2nd Best
1	37	C MORPHET / D RYDER	LCR Honda	600	Gue	6	10:46.319		1:46.363	2	1:46.632
2	14	M BURNS / S WINFROW			F1	6	11:00.889	14.570	1:47.530	2	1:49.203
3	9	G FAIRHURST / B ANDREWS	Windle Kawasaki	900	F1	6	11:04.524	18.205	1:44.872	5	1:46.341
4	56	R GILROY / C SMYTH			F2	6	11:34.221	47.902	1:53.803	5	1:53.955
5	88	J STEPHENSON / A MASON	Suzuki	100	F1	6	11:39.725	53.406	1:54.427	3	1:54.935
6	54	D QUIRK / S REEVES	Bellas Vincent	1272	Gue	6	11:41.115	54.796	1:54.365	6	1:55.457
7	30	R BUTLER / J SAUNDERS	Ireson F2	600	Gue	6	11:43.552	57.233	1:53.509	4	1:55.002
8	16	D SALLEH / J FAIRHURST	Ireson Yam T'Cat	599	F2	6	11:54.781	1:08.462	1:54.143	5	1:55.559
9	127	G McMAHON / M RANSON	Shelbourne Suzuki	600	F1	6	11:56.899	1:10.580	1:56.748	2	1:57.804
10	32	G KNIGHT / S KNIGHT	Yamaha GSR	600	F2	6	12:02.623	1:16.304	1:56.033	2	1:58.065
11	181	D TIBBLES / R GREENWOOD	DDR Yamaha	1100	F1	6	12:29.263	1:42.944	1:58.001	4	1:58.077
12	908	S WOOLCOT / T SAVILLE	Derbyshire	600	F2	6	12:35.672	1:49.353	2:03.999	2	2:04.218
13	146	R SAUNDERS / G PYMM			Gue	5	10:49.060	1 Lap	1:59.922	2	2:06.718
14	156	J TYRRELL / J THOMAS	Thundercat	600	F2	5	12:12.038	1 Lap	2:22.440	5	2:23.926
Not classified											
DNF	967	G HODGSON / D HODGSON	Shelbourne	600	F2	3	6:16.883	DNF	2:01.956	2	2:04.326
DNS	97	B DAWSON / M SIMS	LCR Honda	600	Gue			DNS		0	
DNS	188	B JUKES / J MILLER	Baker Suzuki	600	Gue			DNS		0	
DNS	18	M BEST / M EASTELL			Gue			DNS		0	
DNS	7	A PEARSON / B PEARSON			Gue			DNS		0	

## Announcements

New Track Record (1:44.872) for FSRA PI F1 by G FAIRHURST / B ANDREWS.

Margin of Victory	Avg. Speed	Best Lap Tm	Best Speed	Best Lap by
14.570	72.622	1:44.872	74.594	9 - G FAIRHURST / B ANDREWS

Clerk of the Course

Orbits

Sig : Time :  
 Chief Timekeeper : Ian Sharp (SMART Timing)  
 Results available at [www.smart-timing.co.uk](http://www.smart-timing.co.uk) and [www.speedhive.com](http://www.speedhive.com)  
 Printed: 20/08/2023 16:03:24







## DDMC Battle of Britain meeting

Sorted on Laps

PI FSRA Sidecars

Cadwell Park 2.173 miles

Race 12a - 4th Race

20/08/2023 15:30

Race (6 Laps) started at 15:49:09

Pos	No.	Name	Make/Model	CC	Class	Laps	Total Tm	Diff	Best Tm	In Lap	2nd Best
<b>FSRA PI F1</b>											
1	14	M BURNS / S WINFROW			F1	6	11:00.889		1:47.530	2	1:49.203
2	9	G FAIRHURST / B ANDREWS	Windle Kawasaki	900	F1	6	11:04.524	3.635	1:44.872	5	1:46.341
3	88	J STEPHENSON / A MASON	Suzuki	100	F1	6	11:39.725	38.836	1:54.427	3	1:54.935
4	127	G McMAHON / M RANSON	Shelbourne Suzuki	600	F1	6	11:56.899	56.010	1:56.748	2	1:57.804
5	181	D TIBBLES / R GREENWOOD	DDR Yamaha	1100	F1	6	12:29.263	1:28.374	1:58.001	4	1:58.077
<b>FSRA PI F2</b>											
1	56	R GILROY / C SMYTH			F2	6	11:34.221		1:53.803	5	1:53.955
2	16	D SALLEH / J FAIRHURST	Ireson Yam T'Cat	599	F2	6	11:54.781	20.560	1:54.143	5	1:55.559
3	32	G KNIGHT / S KNIGHT	Yamaha GSR	600	F2	6	12:02.623	28.402	1:56.033	2	1:58.065
4	908	S WOOLCOT / T SAVILLE	Derbyshire	600	F2	6	12:35.672	1:01.451	2:03.999	2	2:04.218
5	156	J TYRRELL / J THOMAS	Thundercat	600	F2	5	12:12.038	1 Lap	2:22.440	5	2:23.926
<b>Not classified</b>											
DNF	967	G HODGSON / D HODGSON	Shelbourne	600	F2	3	6:16.883	DNF	2:01.956	2	2:04.326
<b>FSRA PI Guest</b>											
1	37	C MORPHET / D RYDER	LCR Honda	600	Gue	6	10:46.319		1:46.363	2	1:46.632
2	54	D QUIRK / S REEVES	Bellas Vincent	1272	Gue	6	11:41.115	54.796	1:54.365	6	1:55.457
3	30	R BUTLER / J SAUNDERS	Ireson F2	600	Gue	6	11:43.552	57.233	1:53.509	4	1:55.002
4	146	R SAUNDERS / G PYMM			Gue	5	10:49.060	1 Lap	1:59.922	2	2:06.718
<b>Not classified</b>											
DNS	97	B DAWSON / M SIMS	LCR Honda	600	Gue			DNS		0	
DNS	188	B JUKES / J MILLER	Baker Suzuki	600	Gue			DNS		0	
DNS	18	M BEST / M EASTELL			Gue			DNS		0	
DNS	7	A PEARSON / B PEARSON			Gue			DNS		0	

## Announcements

New Track Record (1:44.872) for FSRA PI F1 by G FAIRHURST / B ANDREWS.

Margin of Victory	Avg. Speed	Best Lap Tm	Best Speed	Best Lap by
14.570	72.622	1:44.872	74.594	9 - G FAIRHURST / B ANDREWS

Clerk of the Course

Orbits

Sig : Time :  
 Chief Timekeeper : Ian Sharp (SMART Timing)  
 Results available at [www.smart-timing.co.uk](http://www.smart-timing.co.uk) and [www.speedhive.com](http://www.speedhive.com)

Printed: 20/08/2023 16:03:39







## DDMC Battle of Britain meeting

## PI FSRA Sidecars

Cadwell Park 2.173 miles

## Race 12a - 4th Race

20/08/2023 15:30

## Race (6 Laps) started at 15:49:09

Lap	Time of Day	Lap Tm	SFSpd
(37) C MORPHET / D RYDER			
1	15:51:02.308	<b>1:50.418</b>	104.4
2	15:52:48.671	<b>1:46.363</b>	104.4
3	15:54:35.461	<b>1:46.790</b>	104.7
4	15:56:22.230	<b>1:46.769</b>	104.9
5	15:58:08.862	<b>1:46.632</b>	105.0
6	15:59:55.594	<b>1:46.732</b>	<b>105.2</b>

(14) M BURNS / S WINFROW			
1	15:51:02.913	<b>1:51.538</b>	107.0
2	15:52:50.443	<b>1:47.530</b>	109.5
3	15:54:39.646	<b>1:49.203</b>	108.8
4	15:56:29.667	<b>1:50.021</b>	107.4
5	15:58:19.832	<b>1:50.165</b>	107.9
6	16:00:10.164	<b>1:50.332</b>	<b>110.6</b>

(9) G FAIRHURST / B ANDREWS			
1	15:53:07.229	<b>1:50.918</b>	104.7
2	15:54:55.773	<b>1:48.544</b>	103.7
3	15:56:42.114	<b>1:46.341</b>	105.2
4	15:58:28.927	<b>1:46.813</b>	105.0
5	16:00:13.799	<b>1:44.872</b>	105.3

(56) R GILROY / C SMYTH			
1	15:51:12.183	<b>1:59.260</b>	<b>99.3</b>
2	15:53:06.522	<b>1:54.339</b>	98.0
3	15:55:01.079	<b>1:54.557</b>	96.6
4	15:56:55.738	<b>1:54.659</b>	92.2
5	15:58:49.541	<b>1:53.803</b>	95.6
6	16:00:43.496	<b>1:53.955</b>	93.9

(88) J STEPHENSON / A MASON			
1	15:51:10.900	<b>1:58.096</b>	102.6
2	15:53:05.835	<b>1:54.935</b>	<b>102.9</b>
3	15:55:00.262	<b>1:54.427</b>	102.8
4	15:56:56.068	<b>1:55.806</b>	99.4
5	15:58:52.975	<b>1:56.907</b>	100.6
6	16:00:49.000	<b>1:56.025</b>	102.9

(54) D QUIRK / S REEVES			
1	15:51:10.567	<b>1:58.662</b>	94.7
2	15:53:07.385	<b>1:56.818</b>	96.3
3	15:55:02.842	<b>1:55.457</b>	95.2
4	15:56:59.329	<b>1:56.487</b>	94.4
5	15:58:56.025	<b>1:56.696</b>	95.3
6	16:00:50.390	<b>1:54.365</b>	<b>96.4</b>

(30) R BUTLER / J SAUNDERS			
1	15:51:11.355	<b>1:58.434</b>	<b>103.6</b>
2	15:53:07.991	<b>1:56.636</b>	103.2
3	15:55:02.993	<b>1:55.002</b>	102.3
4	15:56:56.502	<b>1:53.509</b>	101.8
5	15:58:54.803	<b>1:58.301</b>	97.5
6	16:00:52.827	<b>1:58.024</b>	94.3

(16) D SALLEH / J FAIRHURST			
1	15:51:20.505	<b>2:05.059</b>	91.6
2	15:53:19.542	<b>1:59.037</b>	95.6
3	15:55:15.101	<b>1:55.559</b>	97.1
4	15:57:12.661	<b>1:57.560</b>	92.1
5	15:59:06.804	<b>1:54.143</b>	<b>97.5</b>
6	16:01:04.056	<b>1:57.252</b>	97.5

(127) G McMAHON / M RANSON			
1	15:51:13.863	<b>1:59.947</b>	<b>106.0</b>
2	15:53:10.611	<b>1:56.748</b>	103.6
3	15:55:08.415	<b>1:57.804</b>	103.7
4	15:57:07.512	<b>1:59.097</b>	97.7
5	15:59:06.236	<b>1:58.724</b>	103.6
6	16:01:06.174	<b>1:59.938</b>	103.1

(32) G KNIGHT / S KNIGHT			
1	15:51:12.791	<b>1:59.845</b>	98.3

Lap	Time of Day	Lap Tm	SFSpd
2	15:53:08.824	<b>1:56.033</b>	99.3
3	15:55:13.436	<b>2:04.612</b>	85.4
4	15:57:13.027	<b>1:59.591</b>	<b>100.0</b>
5	15:59:11.092	<b>1:58.065</b>	94.7
6	16:01:11.898	<b>2:00.806</b>	94.5

(181) D TIBBLES / R GREENWOOD			
1	15:51:15.545	<b>2:01.996</b>	99.1
2	15:53:15.703	<b>2:00.158</b>	98.7
3	15:55:13.780	<b>1:58.077</b>	<b>100.8</b>
4	15:57:11.781	<b>1:58.001</b>	98.4
5	15:59:16.336	<b>2:04.555</b>	59.0
6	16:01:38.538	<b>2:22.202</b>	63.9

(908) S WOOLCOT / T SAVILLE			
1	15:51:20.979	<b>2:06.346</b>	<b>88.5</b>
2	15:53:24.978	<b>2:03.999</b>	80.1
3	15:55:30.249	<b>2:05.271</b>	84.0
4	15:57:34.467	<b>2:04.218</b>	79.4
5	15:59:39.983	<b>2:05.516</b>	86.3
6	16:01:44.947	<b>2:04.964</b>	79.8

(146) R SAUNDERS / G PYMM			
1	15:51:22.131	<b>2:06.718</b>	100.8
2	15:53:22.053	<b>1:59.922</b>	<b>102.5</b>
3	15:55:41.032	<b>2:18.979</b>	97.4
4	15:57:50.453	<b>2:09.421</b>	98.1
5	15:59:58.335	<b>2:07.882</b>	98.4

(156) J TYRRELL / J THOMAS			
1	15:51:40.748	<b>2:25.237</b>	72.1
2	15:54:08.126	<b>2:27.378</b>	72.2
3	15:56:34.947	<b>2:26.821</b>	72.9
4	15:58:58.873	<b>2:23.926</b>	74.0
5	16:01:21.313	<b>2:22.440</b>	<b>75.5</b>

(967) G HODGSON / D HODGSON			
1	15:51:19.876	<b>2:05.016</b>	<b>94.7</b>
2	15:53:21.832	<b>2:01.956</b>	93.7
3	15:55:26.158	<b>2:04.326</b>	90.1

Clerk of the Course

Orbits

Sig : Time :  
 Chief Timekeeper : Ian Sharp (SMART Timing)  
 Results available at [www.smart-timing.co.uk](http://www.smart-timing.co.uk) and [www.speedhive.com](http://www.speedhive.com)  
 Printed: 20/08/2023 16:04:00





# DDMC Battle of Britain meeting

## Lapchart

PI FSRA Sidecars

Cadwell Park 2.173 miles

Race 12a - 4th Race

20/08/2023 15:30

Race (6 Laps) started at 15:49:09

Competitors	Laps						
	0	1	2	3	4	5	6
M BURNS / S WINFROW (14)	1	14	37	37	37	37	37
C MORPHET / D RYDER (37)	2	37	14	14	14	14	14
D QUIRK / S REEVES (54)	3	54	54	88	88	56	56
J STEPHENSON / A MASON (88)	4	88	88	56	56	88	88
R BUTLER / J SAUNDERS (30)	5	30	30	54	54	30	54
R GILROY / C SMYTH (56)	6	56	56	30	30	54	30
G KNIGHT / S KNIGHT (32)	7	32	32	32	127	127	16
D TIBBLES / R GREENWOOD (181)	8	181	127	127	32	181	16
G McMAHON / M RANSON (127)	9	127	181	181	181	16	32
S WOOLCOT / T SAVILLE (908)	10	908	967	16	16	32	181
G HODGSON / D HODGSON (967)	11	967	16	967	967	908	908
R SAUNDERS / G PYMM (146)	12	146	908	146	908	146	146
D SALLEH / J FAIRHURST (16)	13	16	146	908	146	9	9
J TYRRELL / J THOMAS (156)	14	156	156	156	156	156	156
G FAIRHURST / B ANDREWS (9)	15	9	9	9	9		
-	16						
-	17						
-	18						
-	19						

Clerk of the Course

Sig : Time :  
 Chief Timekeeper : Ian Sharp (SMART Timing)  
 Results available at [www.smart-timing.co.uk](http://www.smart-timing.co.uk) and [www.speedhive.com](http://www.speedhive.com)  
 Printed: 20/08/2023 16:04:23

Orbits



## DDMC Battle of Britain meeting

Sorted on Laps

Battle of Britain Trophy Race - Cars

Cadwell Park 2.173 miles

Race 14 - Part 1

20/08/2023 15:55

Race (15:00 Time) started at 16:18:19

Pos	No.	Name	Make/Model	CC	Class	Laps	Total Tm	Diff	Best Tm	In Lap	2nd Best
1	4	Thom EVANS	Caterham Duratec	2000	A2	10	16:28.524		1:36.067	2	1:36.134
2	18	Damien McKAY	Westfield	999	A2	10	16:32.456	3.932	1:36.919	7	1:36.949
3	65	Ian TOWERS	MK Striker	999	E2	10	16:35.429	6.905	1:37.765	10	1:38.157
4	311	Sam SMITH	Caterham R300	2000	E1	10	16:36.516	7.992	1:37.159	6	1:37.714
5	31	Gary BOWERS	BMW 315	3000T	B	10	16:59.728	31.204	1:40.476	5	1:40.487
6	154	Stevie McNAB	Honda Civic Type R	2400	A1	10	17:00.669	32.145	1:40.412	5	1:40.531
7	123	Stephen REECE	Lotus Elise	1800	C	10	18:08.668	1:40.144	1:45.448	3	1:45.499
8	217	Steven SOMERVILLE	BMW E36 Compact	1900	C	10	18:18.101	1:49.577	1:48.167	2	1:48.370
9	77	Luke BOWERS	Renault Clio	2000	C	9	16:40.352	1 Lap	1:49.650	5	1:49.771
10	53	Stephen REED	Mazda MX5	1600	M	9	17:04.375	1 Lap	1:51.924	6	1:52.192
11	598	Stephen KELL	Citroen C1	1000	Gue	8	16:30.027	2 Laps	2:00.559	7	2:01.988

Margin of Victory	Avg. Speed	Best Lap Tm	Best Speed	Best Lap by
3.932	79.136	1:36.067	81.431	4 - Thom EVANS

Clerk of the Course

Orbits

Sig : Time :  
Chief Timekeeper : Ian Sharp (SMART Timing)  
Results available at [www.smart-timing.co.uk](http://www.smart-timing.co.uk) and [www.speedhive.com](http://www.speedhive.com)



## DDMC Battle of Britain meeting

### Battle of Britain Trophy Race - Cars

Cadwell Park 2.173 miles

### Race 14 - Part 1

20/08/2023 15:55

### Race (15:00 Time) started at 16:18:19

Lap	Time of Day	Lap Tm	SFSpd
(4) Thom EVANS			
1	16:20:01.359	<b>1:39.882</b>	108.1
2	16:21:37.426	<b>1:36.067</b>	105.8
3	16:23:14.939	<b>1:37.513</b>	103.9
4	16:24:56.044	<b>1:41.105</b>	100.6
5	16:26:33.717	<b>1:37.673</b>	106.2
6	16:28:11.767	<b>1:38.050</b>	104.5
7	16:29:53.621	<b>1:41.854</b>	101.7
8	16:31:33.868	<b>1:40.247</b>	105.5
9	16:33:11.709	<b>1:37.841</b>	104.7
10	16:34:47.843	<b>1:36.134</b>	103.9

(18) Damien McKAY			
1	16:20:07.220	<b>1:44.618</b>	102.3
2	16:21:48.810	<b>1:41.590</b>	106.5
3	16:23:28.805	<b>1:39.995</b>	103.2
4	16:25:07.596	<b>1:38.791</b>	104.0
5	16:26:45.056	<b>1:37.460</b>	104.0
6	16:28:22.005	<b>1:36.949</b>	104.9
7	16:29:58.924	<b>1:36.919</b>	106.0
8	16:31:37.471	<b>1:38.547</b>	104.5
9	16:33:14.688	<b>1:37.217</b>	104.5
10	16:34:51.775	<b>1:37.087</b>	104.2

(65) Ian TOWERS			
1	16:20:03.948	<b>1:42.185</b>	107.7
2	16:21:42.963	<b>1:39.015</b>	107.5
3	16:23:22.650	<b>1:39.687</b>	106.9
4	16:25:01.785	<b>1:39.135</b>	107.2
5	16:26:41.284	<b>1:39.499</b>	107.4
6	16:28:20.482	<b>1:39.198</b>	107.4
7	16:29:58.639	<b>1:38.157</b>	107.0
8	16:31:38.448	<b>1:39.809</b>	108.9
9	16:33:16.983	<b>1:38.535</b>	108.1
10	16:34:54.748	<b>1:37.765</b>	108.6

(311) Sam SMITH			
1	16:20:07.350	<b>1:43.234</b>	105.0
2	16:21:49.224	<b>1:41.874</b>	101.2
3	16:23:29.837	<b>1:40.613</b>	99.3
4	16:25:08.237	<b>1:38.400</b>	99.7
5	16:26:46.231	<b>1:37.994</b>	99.1
6	16:28:23.390	<b>1:37.159</b>	98.4
7	16:30:01.104	<b>1:37.714</b>	99.0
8	16:31:39.441	<b>1:38.337</b>	99.7
9	16:33:17.675	<b>1:38.234</b>	100.6
10	16:34:55.835	<b>1:38.160</b>	99.6

(31) Gary BOWERS			
1	16:20:06.844	<b>1:44.506</b>	104.9
2	16:21:48.670	<b>1:41.826</b>	106.5
3	16:23:31.903	<b>1:43.233</b>	106.0
4	16:25:13.484	<b>1:41.581</b>	104.4
5	16:26:53.960	<b>1:40.476</b>	105.8
6	16:28:35.791	<b>1:41.831</b>	104.9
7	16:30:16.982	<b>1:41.191</b>	105.7
8	16:31:58.067	<b>1:41.085</b>	105.8
9	16:33:38.560	<b>1:40.493</b>	106.0
10	16:35:19.047	<b>1:40.487</b>	105.2

(154) Stevie McNAB			
1	16:20:10.466	<b>1:45.776</b>	102.1
2	16:21:51.225	<b>1:40.759</b>	101.8
3	16:23:32.351	<b>1:41.126</b>	102.8
4	16:25:14.087	<b>1:41.736</b>	101.7
5	16:26:54.499	<b>1:40.412</b>	102.5
6	16:28:36.253	<b>1:41.754</b>	101.7
7	16:30:17.554	<b>1:41.301</b>	101.7
8	16:31:58.483	<b>1:40.929</b>	102.5
9	16:33:39.014	<b>1:40.531</b>	101.8
10	16:35:19.988	<b>1:40.974</b>	91.1

(123) Stephen REECE			
---------------------	--	--	--

Lap	Time of Day	Lap Tm	SFSpd
1	16:20:14.955	<b>1:51.966</b>	94.5
2	16:22:01.983	<b>1:47.028</b>	94.3
3	16:23:47.431	<b>1:45.448</b>	93.1
4	16:25:35.015	<b>1:47.584</b>	93.5
5	16:27:20.605	<b>1:45.590</b>	93.5
6	16:29:11.119	<b>1:50.514</b>	90.9
7	16:31:02.205	<b>1:51.086</b>	93.5
8	16:32:47.704	<b>1:45.499</b>	94.8
9	16:34:34.802	<b>1:47.098</b>	93.2
10	16:36:27.987	<b>1:53.185</b>	83.5

(217) Steven SOMERVILLE			
1	16:20:16.465	<b>1:53.090</b>	
2	16:22:04.632	<b>1:48.167</b>	
3	16:23:53.471	<b>1:48.839</b>	
4	16:25:42.111	<b>1:48.640</b>	
5	16:27:30.811	<b>1:48.700</b>	
6	16:29:20.607	<b>1:49.796</b>	
7	16:31:09.184	<b>1:48.577</b>	
8	16:32:58.099	<b>1:48.915</b>	
9	16:34:46.469	<b>1:48.370</b>	
10	16:36:37.420	<b>1:50.951</b>	

(77) Luke BOWERS			
1	16:20:18.445	<b>1:54.651</b>	88.5
2	16:22:08.342	<b>1:49.897</b>	88.9
3	16:23:58.239	<b>1:49.897</b>	88.0
4	16:25:48.010	<b>1:49.771</b>	87.7
5	16:27:37.660	<b>1:49.650</b>	88.1
6	16:29:27.577	<b>1:49.917</b>	88.3
7	16:31:17.945	<b>1:50.368</b>	88.6
8	16:33:08.016	<b>1:50.071</b>	88.4
9	16:34:59.671	<b>1:51.655</b>	88.6

(53) Stephen REED			
1	16:20:20.800	<b>1:56.992</b>	85.4
2	16:22:14.101	<b>1:53.301</b>	84.0
3	16:24:06.477	<b>1:52.376</b>	83.8
4	16:25:58.745	<b>1:52.268</b>	84.6
5	16:27:50.937	<b>1:52.192</b>	84.7
6	16:29:42.861	<b>1:51.924</b>	84.1
7	16:31:36.183	<b>1:53.322</b>	83.7
8	16:33:29.624	<b>1:53.441</b>	84.4
9	16:35:23.694	<b>1:54.070</b>	85.3

(598) Stephen KELL			
1	16:20:32.672	<b>2:07.554</b>	74.0
2	16:22:35.397	<b>2:02.725</b>	73.9
3	16:24:37.936	<b>2:02.539</b>	73.7
4	16:26:40.227	<b>2:02.291</b>	74.0
5	16:28:44.774	<b>2:04.547</b>	73.8
6	16:30:46.799	<b>2:02.025</b>	74.3
7	16:32:47.358	<b>2:00.559</b>	74.2
8	16:34:49.346	<b>2:01.988</b>	74.2

### Clerk of the Course

Sig : Time :  
Chief Timekeeper : Ian Sharp (SMART Timing)  
Results available at [www.smart-timing.co.uk](http://www.smart-timing.co.uk) and [www.speedhive.com](http://www.speedhive.com)  
Printed: 20/08/2023 16:42:04



motor  
sport  
UK



### Orbits

## DDMC Battle of Britain meeting

## Lapchart

**Battle of Britain Trophy Race - Cars**

**Cadwell Park 2.173 miles**

**Race 14 - Part 1**

**20/08/2023 15:55**

**Race (15:00 Time) started at 16:18:19**

Competitors	Laps										
	0	1	2	3	4	5	6	7	8	9	10
Thom EVANS (4)	1	4	4	4	4	4	4	4	4	4	4
Ian TOWERS (65)	2	65	65	65	65	65	65	65	18	18	18
Gary BOWERS (31)	3	31	31	31	18	18	18	18	65	65	65
Damien McKAY (18)	4	18	18	18	311	311	311	311	311	311	311
Stephen REECE (123)	5	123	311	311	31	31	31	31	31	31	31
Steven SOMERVILLE (217)	6	217	154	154	154	154	154	154	154	154	154
Luke BOWERS (77)	7	77	123	123	123	123	123	123	123	123	123
Stephen REED (53)	8	53	217	217	217	217	217	217	217	217	217
Sam SMITH (311)	9	311	77	77	77	77	77	77	77	77	77
Stevie McNAB (154)	10	154	53	53	53	53	53	53	53	53	53
Stephen KELL (598)	11	598	598	598	598	598	598	598	598	598	598

**Clerk of the Course**

**Orbits**

**Sig :** **Time :**  
**Chief Timekeeper : Ian Sharp (SMART Timing)**  
**Results available at [www.smart-timing.co.uk](http://www.smart-timing.co.uk) and [www.speedhive.com](http://www.speedhive.com)**  
**Printed: 20/08/2023 16:42:23**



# DDMC Battle of Britain meeting


Battle of Britain Trophy Race - Cars

Cadwell Park 2.173 miles

Race 16 - Part 2

20/08/2023 16:45

Race (15:00 Time)



POLE POSITION

1	1 4 Thom EVANS	2 18 Damien McKAY
2	3 65 Ian TOWERS	4 311 Sam SMITH
3	5 31 Gary BOWERS	6 154 Stevie McNAB
4	7 123 Stephen REECE	8 217 Steven SOMERVILLE
5	9 77 Luke BOWERS	10 53 Stephen REED
6	11 598 Daniel KELL	

## DDMC Battle of Britain meeting

Sorted on Laps

Battle of Britain Trophy Race - Cars

Cadwell Park 2.173 miles

Race 16 - Part 2

20/08/2023 16:45

Race (15:00 Time) started at 16:58:23

Pos	No.	Name	Make/Model	CC	Class	Laps	Total Tm	Diff	Best Tm	In Lap	2nd Best
1	4	Thom EVANS	Caterham Duratec	2000	A2	10	16:25.863		1:35.671	9	1:35.764
2	18	Damien McKAY	Westfield	999	A2	10	16:31.374	5.511	1:37.014	2	1:37.741
3	311	Sam SMITH	Caterham R300	2000	E1	10	16:31.855	5.992	1:37.369	2	1:37.569
4	65	Ian TOWERS	MK Striker	999	E2	10	16:50.511	24.648	1:38.848	2	1:39.258
5	154	Stevie McNAB	Honda Civic Type R	2400	A1	10	16:53.826	27.963	1:39.894	6	1:40.181
6	31	Gary BOWERS	BMW 315	3000T	B	10	16:57.502	31.639	1:40.125	6	1:40.321
7	123	Stephen REECE	Lotus Elise	1800	C	10	17:49.599	1:23.736	1:43.164	7	1:43.264
8	217	Steven SOMERVILLE	BMW E36 Compact	1900	C	9	16:26.419	1 Lap	1:48.202	8	1:48.477
9	77	Luke BOWERS	Renault Clio	2000	C	9	16:45.986	1 Lap	1:49.550	6	1:50.388
10	53	Stephen REED	Mazda MX5	1600	M	9	16:51.062	1 Lap	1:50.420	2	1:50.774
11	598	Daniel KELL	Citroen C1	1000	Gue	9	18:02.238	1 Lap	1:58.092	8	1:58.142

### Announcements

Car No.65 - Racetime includes a 10 second False Start time penalty

Margin of Victory	Avg. Speed	Best Lap Tm	Best Speed	Best Lap by
5.511	79.350	1:35.671	81.768	4 - Thom EVANS

Clerk of the Course

Orbits

Sig : Time :  
Chief Timekeeper : Ian Sharp (SMART Timing)  
Results available at [www.smart-timing.co.uk](http://www.smart-timing.co.uk) and [www.speedhive.com](http://www.speedhive.com)



## DDMC Battle of Britain meeting

### Battle of Britain Trophy Race - Cars

Cadwell Park 2.173 miles

### Race 16 - Part 2

20/08/2023 16:45

### Race (15:00 Time) started at 16:58:23

Lap	Time of Day	Lap Tm	SFSpd
(4) Thom EVANS			
1	17:00:03.839	1:38.510	107.4
2	17:01:40.923	1:37.084	104.4
3	17:03:19.070	1:38.147	101.1
4	17:04:55.989	1:36.919	105.2
5	17:06:36.545	1:40.556	105.5
6	17:08:14.671	1:38.126	105.0
7	17:09:55.742	1:41.071	107.0
8	17:11:31.506	1:35.764	108.4
9	17:13:07.177	1:35.671	104.0
10	17:14:49.236	1:42.059	101.1

(18) Damien McKAY			
1	17:00:08.733	1:42.526	104.2
2	17:01:45.747	1:37.014	108.1
3	17:03:23.551	1:37.804	103.7
4	17:05:02.895	1:39.344	102.8
5	17:06:40.887	1:37.992	103.1
6	17:08:20.052	1:39.165	102.6
7	17:09:58.531	1:38.479	103.1
8	17:11:36.272	1:37.741	102.6
9	17:13:16.222	1:39.950	102.1
10	17:14:54.747	1:38.525	102.8

(311) Sam SMITH			
1	17:00:09.072	1:42.735	103.9
2	17:01:46.441	1:37.369	100.5
3	17:03:24.010	1:37.569	101.1
4	17:05:03.410	1:39.400	100.9
5	17:06:41.326	1:37.916	100.9
6	17:08:20.362	1:39.036	101.4
7	17:09:59.148	1:38.786	100.0
8	17:11:36.741	1:37.593	99.9
9	17:13:16.959	1:40.218	98.4
10	17:14:55.228	1:38.269	100.9

(65) Ian TOWERS			
1	17:00:06.791	1:40.670	106.7
2	17:01:45.639	1:38.848	104.9
3	17:03:25.530	1:39.891	107.9
4	17:05:05.175	1:39.645	108.6
5	17:06:44.797	1:39.622	107.5
6	17:08:24.055	1:39.258	107.2
7	17:10:03.473	1:39.418	107.0
8	17:11:43.329	1:39.856	107.0
9	17:13:23.463	1:40.134	107.5
10	17:15:03.884	1:40.421	107.2

(154) Stevie McNAB			
1	17:00:11.866	1:44.350	101.1
2	17:01:53.143	1:41.277	101.2
3	17:03:34.432	1:41.289	100.8
4	17:05:15.674	1:41.242	100.5
5	17:06:55.855	1:40.181	100.5
6	17:08:35.749	1:39.894	100.5
7	17:10:16.247	1:40.498	100.5
8	17:11:56.463	1:40.216	100.3
9	17:13:36.885	1:40.422	100.5
10	17:15:17.199	1:40.314	100.8

(31) Gary BOWERS			
1	17:00:11.032	1:44.408	103.1
2	17:01:52.609	1:41.577	105.0
3	17:03:33.809	1:41.200	105.5
4	17:05:16.914	1:43.105	104.7
5	17:06:57.695	1:40.781	104.7
6	17:08:37.820	1:40.125	104.7
7	17:10:18.476	1:40.656	104.4
8	17:11:58.981	1:40.505	104.5
9	17:13:39.302	1:40.321	105.0
10	17:15:20.875	1:41.573	98.1

(123) Stephen REECE			
---------------------	--	--	--

Lap	Time of Day	Lap Tm	SFSpd
1	17:00:18.055	1:50.894	93.2
2	17:02:04.555	1:46.500	94.7
3	17:03:49.020	1:44.465	94.5
4	17:05:33.556	1:44.536	94.7
5	17:07:17.678	1:44.122	94.3
6	17:09:03.657	1:45.979	93.9
7	17:10:46.821	1:43.164	94.7
8	17:12:30.085	1:43.264	93.5
9	17:14:20.000	1:49.915	90.8
10	17:16:12.972	1:52.972	84.1

(217) Steven SOMERVILLE			
1	17:00:20.579	1:52.690	
2	17:02:09.864	1:49.285	
3	17:03:58.721	1:48.857	
4	17:05:47.334	1:48.613	
5	17:07:35.820	1:48.486	
6	17:09:24.297	1:48.477	
7	17:11:12.826	1:48.529	
8	17:13:01.028	1:48.202	
9	17:14:49.792	1:48.764	

(77) Luke BOWERS			
1	17:00:22.908	1:53.971	88.9
2	17:02:13.337	1:50.429	88.8
3	17:04:04.452	1:51.115	89.7
4	17:05:56.775	1:52.323	89.7
5	17:07:47.365	1:50.590	87.3
6	17:09:36.915	1:49.550	87.6
7	17:11:27.303	1:50.388	86.8
8	17:13:18.179	1:50.876	87.8
9	17:15:09.359	1:51.180	85.2

(53) Stephen REED			
1	17:00:22.426	1:53.747	85.4
2	17:02:12.846	1:50.420	85.4
3	17:04:04.122	1:51.276	85.4
4	17:05:56.491	1:52.369	84.4
5	17:07:49.909	1:53.418	81.3
6	17:09:40.870	1:50.961	84.2
7	17:11:31.916	1:51.046	84.0
8	17:13:23.661	1:51.745	85.3
9	17:15:14.435	1:50.774	84.2

(598) Daniel KELL			
1	17:00:33.120	2:03.771	74.8
2	17:02:33.342	2:00.222	74.6
3	17:04:32.161	1:58.819	75.1
4	17:06:30.542	1:58.381	74.8
5	17:08:30.425	1:59.883	74.8
6	17:10:29.735	1:59.310	74.6
7	17:12:27.877	1:58.142	74.5
8	17:14:25.969	1:58.092	75.0
9	17:16:25.611	1:59.642	74.3

#### Clerk of the Course

Sig : Time :  
Chief Timekeeper : Ian Sharp (SMART Timing)  
Results available at [www.smart-timing.co.uk](http://www.smart-timing.co.uk) and [www.speedhive.com](http://www.speedhive.com)  
Printed: 20/08/2023 17:17:39



motor  
sport  
UK



#### Orbits

## DDMC Battle of Britain meeting

## Lapchart

Battle of Britain Trophy Race - Cars

Cadwell Park 2.173 miles

Race 16 - Part 2

20/08/2023 16:45

Race (15:00 Time) started at 16:58:23



Competitors	Laps										
	0	1	2	3	4	5	6	7	8	9	10
Thom EVANS (4)	1	4	4	4	4	4	4	4	4	4	4
Ian TOWERS (65)	2	65	65	65	18	18	18	18	18	18	18
Damien McKAY (18)	3	18	18	18	311	311	311	311	311	311	311
Sam SMITH (311)	4	311	311	311	65	65	65	65	65	65	65
Gary BOWERS (31)	5	31	31	31	31	154	154	154	154	154	154
Stephen REECE (123)	6	123	154	154	154	31	31	31	31	31	31
Stevie McNAB (154)	7	154	123	123	123	123	123	123	123	123	123
Steven SOMERVILLE (217)	8	217	217	217	217	217	217	217	217	217	217
Stephen REED (53)	9	53	53	53	53	77	77	77	77	77	77
Luke BOWERS (77)	10	77	77	77	77	77	53	53	53	53	53
Daniel KELL (598)	11	598	598	598	598	598	598	598	598	598	598

Clerk of the Course

Orbits

Sig : Time :  
Chief Timekeeper : Ian Sharp (SMART Timing)  
Results available at [www.smart-timing.co.uk](http://www.smart-timing.co.uk) and [www.speedhive.com](http://www.speedhive.com)  
Printed: 20/08/2023 17:17:52



motor  
sport  
UK



RACE  
WITH  
RESPECT

## DDMC Battle of Britain meeting

Battle of Britain Trophy Race - Cars

Cadwell Park 2.173 miles

Battle of Britain Trophy - Combined



Pos	No.	Name	Make/Model	CC	Class	Laps	Total Tm	Diff
1	4	Thom EVANS	Caterham Duratec	2000	A2	20	32:54.387	
2	18	Damien McKAY	Westfield	999	A2	20	33:03.830	9.443
3	311	Sam SMITH	Caterham R300	2000	E1	20	33:08.371	13.984
4	65	Ian TOWERS	MK Striker	999	E2	20	33:25.940	31.553
5	154	Stevie McNAB	Honda Civic Type R	2400	A1	20	33:54.495	1:00.108
6	31	Gary BOWERS	BMW 315	3000T	B	20	33:57.230	1:02.843
7	123	Stephen REECE	Lotus Elise	1800	C	20	35:58.267	3:03.880
8	217	Steven SOMERVILLE	BMW E36 Compact	1900	C	19	34:44.520	1 Lap
9	77	Luke BOWERS	Renault Clio	2000	C	18	33:26.338	2 Laps
10	53	Stephen REED	Mazda MX5	1600	M	18	33:55.437	2 Laps
11	598	Stephen / Daniel KELL	Citroen C1	1000	Gue	17	34:32.265	3 Laps

Clerk of the Course

Orbits

Sig : Time :  
Chief Timekeeper : Ian Sharp (SMART Timing)  
Results available at [www.smart-timing.co.uk](http://www.smart-timing.co.uk) and [www.speedhive.com](http://www.speedhive.com)

Printed: 20/08/2023 17:20:30

