



VAUXHALL


International 2014

North West 200[®]

Race Week 10th-17th May 2014


promoted by
Coleraine & District Motor Club
www.northwest200.org



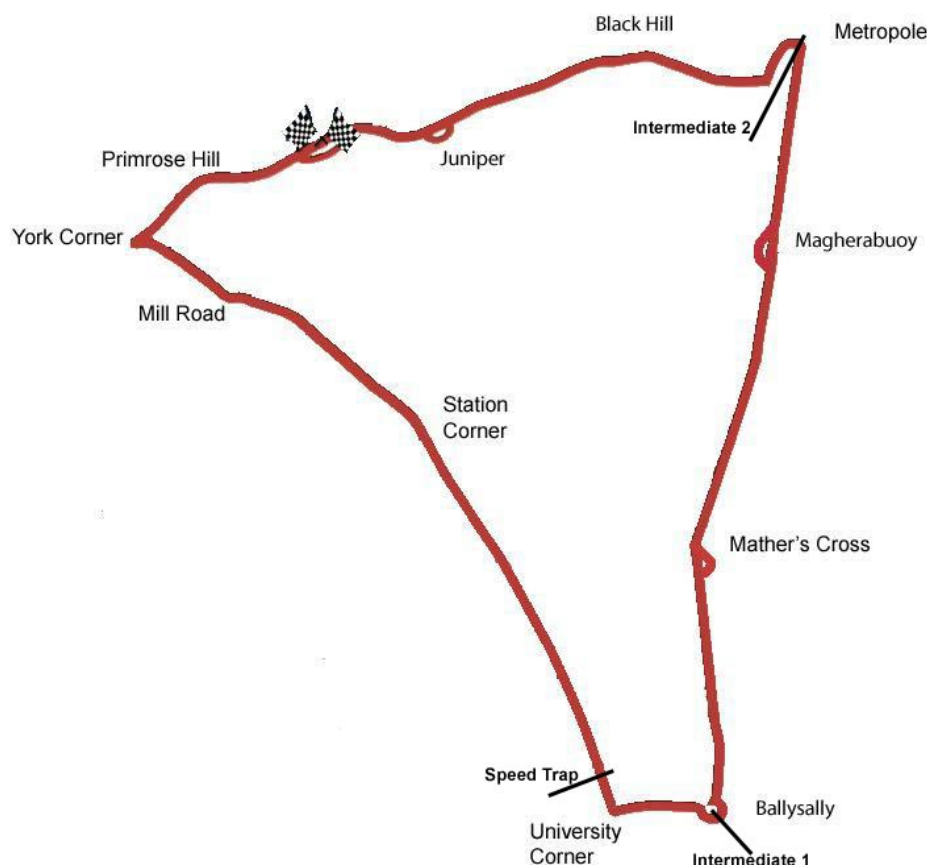
 a siteserv plc company



VAUXHALL
SUPERBIKE RACE



The Triangle Circuit 8.970 miles



LAP RECORDS

Class	Rider	Machine	m	s	mph	Race & Year
Supertwin	James Hillier	Kawasaki 650	5	15.852	102.238	Supertwin-1 2013
Supersport	Keith Amor	Honda	4	37.591	116.329	Supersport-2 2010
Superstock	Michael Rutter	Kawasaki	4	28.757	120.153	Superstock-2 2012
Superbike	Alastair Seeley	Suzuki	4	24.960	121.875	Superbike-2 2010

FASTEST QUALIFYING LAPS

Class	Name	Machine	m	s	mph	Session & Year
Supertwin	Jeremy McWilliams	Kawasaki 650	5	08.195	104.778	Tue Qualifying 2013
Supersport	Alastair Seeley	Suzuki	4	38.531	115.937	Thu Qualifying 2011
Superstock	Alastair Seeley	Suzuki	4	29.761	119.706	Thu Qualifying 2011
Superbike	Michael Rutter	Ducati	4	26.336	121.245	Thu Qualifying 2011

MOST WINS at NORTH WEST 200

Robert Dunlop	15	1986 - 06	(125 - 5, 250 - 4, 350 - 1, Superbike - 5)
Joey Dunlop	13	1979 - 88	(250 - 1, 500 - 1, Production 750 - 2, Superbike - 9)
Michael Rutter	13	1997 - 12	(Supersport - 2, Production/Superstock - 2, Superbike - 9)
Phillip McCallen	11	1991 - 97	(250 - 2, 400 - 1, Supersport - 4, Superbike - 4)
Alastair Seeley	10	2008 - 13	(Supersport - 4, Superstock - 4, Superbike - 2)
Tony Rutter	9	1973 - 82	(250 - 2, 350 - 5, 500 - 1, Superbike - 1)
Bruce Anstey	9	2002 - 07	(Supersport - 4, Production/Superstock - 4, Superbike - 1)
Ian Lougher	8	1991 - 05	(125 - 5, 250 - 1, Supersport - 1, Superstock - 1)
Steve Plater	8	2006 - 09	(Supersport - 3, Superbike - 5)
Steven Cull	6	1980 - 88	(250 - 3, 350 - 1, Superbike - 2)
John McGuinness	6	2000 - 12	(250 - 1, 400 - 1, Supersport - 1, Superbike - 3)
Arthur Wheeler	5	1951 - 62	(250 - 5)
Tommy Robb	5	1959 - 65	(125 - 1, 250 - 4)
John Williams	5	1974 - 77	(350 - 1, 500 - 2, Superbike - 2)
Mick Grant	5	1975 - 82	(500 - 2, Superbike - 3)
Woolsey Coulter	5	1989 - 98	(250 - 5)
Ian Simpson	5	1995 - 98	(Supersport - 1, Production - 1, Superbike - 3)

The Triangle Circuit 8.970 miles

BEST SECTOR TIMES

Sector	Description	Distance
Sector 1	Finish to Ballysally Roundabout	4.0665 miles
Sector 2	Ballysally Roundabout to Metropole	3.0820 miles
Sector 3	Metropole to Finish	1.8215 miles

BEST RACE SECTOR TIMES from 2013

SECTOR 1 – Finish to Ballysally Roundabout

Class	Name	Machine	m	s	mph	Race & Year
Supertwin	Jamie Hamilton	Kawasaki 650	2	22.376	102.822	Supertwin-1 2013
Supersport	Alastair Seeley	Kawasaki	2	13.092	109.995	Supersport-1 2013
Superstock	Bruce Anstey	Honda	2	05.570	116.584	Superstock-1 2013
Superbike	race not held					

SECTOR 2 – Ballysally Roundabout to Metropole

Class	Name	Machine	m	s	mph	Race & Year
Supertwin	James Hillier	Kawasaki 650	1	40.522	110.376	Supertwin-1 2013
Supersport	Alastair Seeley	Kawasaki	1	32.425	120.045	Supersport-1 2013
Superstock	Alastair Seeley	Kawasaki	1	27.492	126.814	Superstock-1 2013
Superbike	race not held					

SECTOR 3 – Metropole to Finish

Class	Name	Machine	m	s	mph	Race & Year
Supertwin	William Davison	Kawasaki 650	1	12.174	90.855	Supertwin-1 2013
Supersport	Michael Dunlop	Honda	1	09.508	94.340	Supersport-1 2013
Superstock	Bruce Anstey	Honda	1	06.164	99.108	Superstock-1 2013
Superbike	race not held					

BEST QUALIFYING SECTOR TIMES from 2013

SECTOR 1 – Finish to Ballysally Roundabout

Class	Name	Machine	m	s	mph	Session & Year
Supertwin	Michael Rutter	Kawasaki 650	2	18.868	105.420	Tue Qualifying 2013
Supersport	Guy Martin	Suzuki	2	09.488	113.056	Tue Qualifying 2013
Superstock	Michael Dunlop	Honda	2	02.465	119.539	Tue Qualifying 2013
Superbike	Michael Dunlop	Honda	2	02.273	119.727	Tue Qualifying 2013

SECTOR 2 – Ballysally Roundabout to Metropole

Class	Name	Machine	m	s	mph	Session & Year
Supertwin	Jeremy McWilliams	Kawasaki 650	1	37.619	113.658	Tue Qualifying 2013
Supersport	William Dunlop	Yamaha	1	30.247	122.943	Tue Qualifying 2013
Superstock	Alastair Seeley	Kawasaki	1	24.879	130.718	Tue Qualifying 2013
Superbike	Michael Dunlop	Honda	1	24.661	131.133	Tue Qualifying 2013

SECTOR 3 – Metropole to Finish

Class	Name	Machine	m	s	mph	Session & Year
Supertwin	William Davison	Kawasaki 650	1	10.371	93.183	Tue Qualifying 2013
Supersport	Bruce Anstey	Honda	1	07.957	96.493	Tue Qualifying 2013
Superstock	Alastair Seeley	Kawasaki	1	05.020	100.852	Tue Qualifying 2013
Superbike	Michael Dunlop	Honda	1	06.239	98.996	Tue Qualifying 2013

FASTEST SPEED TRAP SPEEDS

Name	Machine	mph	Session & Year
Martin Jessopp	Ducati	208	2012 Superbike Tue Qualifying
Stuart Easton	Honda	204	2010 Superbike Tue Qualifying
Steve Plater	Honda	203	2010 Superbike Tue Qualifying
Ian Hutchinson	Yamaha	202	2012 Superbike Tue Qualifying
Michael Rutter	Honda	201.8	2005 Superbike Tue Qualifying
Bruce Anstey	Suzuki	200	2010 Superbike Tue Qualifying

VAUXHALL International NORTH WEST 200

SUPERBIKE

Superbike First Qualifying

Thursday, 15 May 2014



Qualifying Time

5:17.340

Qualifying Speed

101.758


Pos	Class	No	Name	Machine / Sponsor	Time	Best Lap	Speed	On	Total Laps	Qualifying Laps
						Behind				
Qualifying Classification										
1	SBK	9	Michael RUTTER	BMW - Bathams prize winning ales	4:26.643		121.106	8	8	5
2	SBK	34	Alastair SEELEY	Kawasaki - Mar-Train Racing	4:28.244	1.601	120.383	7	8	7
3	SBK	4	Guy MARTIN	Suzuki - Tyco Suzuki by TAS Racing	4:28.747	2.104	120.158	3	7	6
4	SBK	6	William DUNLOP	Suzuki - Tyco Suzuki by TAS Racing	4:30.086	3.443	119.562	3	7	6
5	SBK	40	Martin JESSOPP	BMW - Riders Motorcycles	4:32.268	5.625	118.604	7	7	6
6	SBK	3	Josh BROOKES	Yamaha - Milwaukee Yamaha	4:32.448	5.805	118.525	6	6	4
7	SBK	5	Bruce ANSTEY	Honda - Valvoline Racing by Padgetts	4:32.781	6.138	118.381	5	5	3
8	SBK	8	Michael DUNLOP	BMW - BMW Motorrad	4:32.931	6.288	118.316	3	6	3
9	SBK	21	Simon ANDREWS	BMW - Penz13.com BMW Racing	4:33.379	6.736	118.122	6	6	4
10	SBK	13	Lee JOHNSTON	Honda - ECC / Pirtek	4:33.391	6.748	118.117	6	6	4
11	SBK	1	John McGUINNESS	Honda - Honda Racing	4:33.855	7.212	117.916	4	7	5
12	SBK	37	James HILLIER	Kawasaki - Quattro Plant/Muc-Off Kawasaki	4:34.391	7.748	117.686	5	6	4
13	SBK	10	Conor CUMMINS	Honda - Honda Racing	4:34.977	8.334	117.435	6	7	5
14	SBK	28	Horst SAIGER	Kawasaki - saiger-racing.com	4:35.114	8.471	117.377	3	7	5
15	SBK	7	Gary JOHNSON	Honda - Lincs Lifting Ltd	4:35.146	8.503	117.363	6	8	6
16	SBK	12	Dean HARRISON	Kawasaki - RC Express Racing	4:35.166	8.523	117.355	6	8	7
17	SBK	14	Stuart EASTON	Kawasaki - Rapid Solicitors Kawasaki	4:36.620	9.977	116.738	6	7	4
18	SBK	16	Dan KNEEN	Suzuki - Cookstown BE Racing	4:37.588	10.945	116.331	7	7	5
19	SBK	11	Stephen THOMPSON	BMW - Bathams prize winning ales	4:39.163	12.520	115.674	6	7	4
20	SBK	44	Jamie HAMILTON	Honda - Wilson Craig Racing	4:41.292	14.649	114.799	6	6	3
21	SBK	18	Gerard KINGHAN	Kawasaki - Kinghan Racing	4:43.522	16.879	113.896	6	7	6
22	SBK	82	Derek SHEILS	Kawasaki - CD Racing	4:44.039	17.396	113.689	4	5	2
23	SBK	60	Peter HICKMAN	BMW - Ice Valley by Motorsave	4:44.618	17.975	113.457	7	8	6
24	SBK	51	Jonathan HOWARTH	Kawasaki - Sheff Pack	4:44.961	18.318	113.321	5	5	3
25	SBK	27	Ivan LINTIN	Honda - Taylor Lindsey Racing	4:46.073	19.430	112.880	6	7	6
26	SBK	20	Daniel COOPER	Kawasaki - Tsingtao WK Kawasaki	4:46.951	20.308	112.535	6	6	2
27	SBK	52	James COWTON	Honda - SJP Moto	4:47.772	21.129	112.214	4	5	3
28	SBK	15	Ben WYLIE	BMW - Ice Valley by Motorsave	4:47.947	21.304	112.146	6	6	3
29	SBK	97	Seamus ELLIOTT	Kawasaki - D & G W Racing	4:48.739	22.096	111.838	3	4	3
30	SBK	115	Steve MERCER	Honda - Team Traction Control	4:48.835	22.192	111.801	4	7	4
31	SBK	43	Phillip CROWE	BMW - Handtrans-Objektum-Fleetwood	4:48.976	22.333	111.746	6	8	6
32	SBK	19	Marc FISSETTE	Suzuki - Heidger-Motorsport.de	4:49.017	22.374	111.730	6	6	4
33	SBK	98	Paul OWEN	Honda - Team #98	4:49.369	22.726	111.595	6	6	4
34	SBK	111	Paul SHOESMITH	BMW - Ice Valley by Motorsave	4:49.893	23.250	111.393	4	6	4
35	SBK	104	Daley MATHISON	Suzuki - Hol-Tai/Team Classic Suzuki	4:50.455	23.812	111.177	8	8	7
36	SBK	22	Russ MOUNTFORD	Honda - Silicone Engineering Racing	4:50.527	23.884	111.150	7	7	4
37	SBK	26	Didier GRAMS	BMW - Team WuG Heidger Motorsport	4:50.541	23.898	111.144	6	7	5
38	SBK	17	David HAIRE	Honda - DHR / B & W Racing	4:52.505	25.862	110.398	2	3	2
39	SBK	74	Laurent HOFFMANN	BMW - Ice Valley by Motorsave	4:53.130	26.487	110.163	4	7	4
40	SBK	49	Bruce BIRNIE	BMW - Carnegie Fuels	4:54.209	27.566	109.759	5	6	5
41	SBK	47	Alistair KIRK	Kawasaki - AKR / McCurry Motorsport	4:54.532	27.889	109.638	6	6	4
42	SBK	23	Franck PETRICOLA	BMW - Ice Valley by Motorsave	4:55.259	28.616	109.368	7	7	6
43	SBK	88	Joe FARAGHER	Honda	4:55.468	28.825	109.291	7	7	5
44	SBK	96	Neil GREGORY	Honda - Quelch Afterdark Racing	4:55.677	29.034	109.214	6	7	6
45	SBK	42	Nuno CAETANO	Kawasaki - KS Team of Portugal	4:55.971	29.328	109.105	5	5	4
46	SBK	84	Tom McHALE	Honda	4:57.486	30.843	108.550	5	6	3
47	SBK	31	Dan KRUGER	BMW - Penz13.com BMW Racing	4:58.438	31.795	108.203	7	7	6
48	SBK	32	Paul CRANSTON	Suzuki - P & J Fuel Haulage	4:58.626	31.983	108.135	3	6	5
49	SBK	48	David MADSEN MYGDAL	Honda	4:59.549	32.906	107.802	6	7	6
50	SBK	83	Graham ENGLISH	BMW - Tiva Engineering	5:00.688	34.045	107.394	5	6	3
51	SBK	72	Gareth KEYS	BMW - HKR / Mototech	5:00.753	34.110	107.371	5	6	4
52	SBK	55	Donald MacFADYEN	BMW - Capital Fire & Security Alarms	5:03.556	36.913	106.379	2	4	3
53	SBK	79	Simon O'DONNELL	BMW	5:09.696	43.053	104.270	7	7	5
54	SBK	58	Hubert KALTHUBER	Honda	5:12.273	45.630	103.410	4	7	5
55	SBK	73	Gaz EVANS	Kawasaki - KS Performance / P&P	5:14.184	47.541	102.781	2	4	2

Non Qualifiers

SBK	36	Darren RUMLEY	KTM	5:13.618	46.975	102.966	3	3	1
SBK	38	William MONIE	Kawasaki	5:25.804	59.161	99.115	2	5	0

Provisional result to be confirmed by the Stewards of the Meeting subject to completion of technical inspections & the time limit for protests

Page 1 / 1

Circuit										The Triangle										Signed																				Organising Club										Coleraine & District Motor Club																			
Length(miles)										8.9700										Lap 1 (8.8300)																				Chief Timekeeper										Qualifying Started										12:00									
Weather										Sunny																																																											
Track										Dry										Issued At:										12:45																																							

Qualifying Classification

Position

1 9 Michael RUTTER

SBK

Behind

Best Time **4:26.643** Best Speed **121.106** On **8** Gp **a**

Lap	Lap Time	Lap Speed	Sector 1	Sector 2	Sector 3	Speed Trap
1	5:25.244	97.736				0.0
2	4:35.469	117.226	2:03.755	1:26.662	1:05.052	0.0
3	4:32.511	118.498	2:02.312	1:25.349	1:04.850	0.0
4	5:58.772	90.007	3:20.674	1:27.793	1:10.305	0.0
5	8:10.012	65.900	5:39.388	1:25.769	1:04.855	0.0
6	4:31.039	119.142	2:02.239	1:25.015	1:03.785	0.0
7	4:27.883	120.545	2:00.313	1:24.139	1:03.431	0.0
8	4:26.643	121.106	1:59.669	1:23.613	1:03.361	0.0
Ideal	4:26.643	121.106	1:59.669	1:23.613	1:03.361	0.0

2 34 Alastair SEELEY

SBK

Behind

1.601

Best Time **4:28.244** Best Speed **120.383** On **7** Gp **a**

Lap	Lap Time	Lap Speed	Sector 1	Sector 2	Sector 3	Speed Trap
1	5:01.901	105.293				0.0
2	4:35.025	117.415	2:03.987	1:26.283	1:04.755	0.0
3	4:28.287	120.364	2:00.230	1:23.877	1:04.180	0.0
4	4:41.045	114.900	2:00.461	1:24.414	1:16.170	0.0
5	4:37.205	116.491	2:02.545	1:24.969	1:09.691	0.0
6	9:45.864	55.119	7:15.061	1:25.308	1:05.495	0.0
7	4:28.244	120.383	2:00.331	1:24.238	1:03.675	0.0
8	4:28.517	120.261	2:00.228	1:24.251	1:04.038	0.0
Ideal	4:27.780	120.592	2:00.228	1:23.877	1:03.675	0.0

3 4 Guy MARTIN

SBK

Behind

2.104

Best Time **4:28.747** Best Speed **120.158** On **3** Gp **a**

Lap	Lap Time	Lap Speed	Sector 1	Sector 2	Sector 3	Speed Trap
1	5:03.038	104.898				0.0
2	4:35.397	117.256	2:03.430	1:26.359	1:05.608	0.0
3	4:28.747	120.158	1:59.992	1:24.286	1:04.469	0.0
4	4:34.793	117.514	1:59.579	1:24.098	1:11.116	0.0
5	11:06.057	48.482	8:34.499	1:26.070	1:05.488	0.0
6	4:31.763	118.824	2:00.661	1:25.975	1:05.127	0.0
7	4:35.893	117.045	2:01.284	1:26.416	1:08.193	0.0
Ideal	4:28.146	120.427	1:59.579	1:24.098	1:04.469	0.0

Qualifying Classification

Position

4 6 William DUNLOP

SBK

Behind

3.443

Best Time **4:30.086** Best Speed **119.562** On **3** Gp **a**

Lap	Lap Time	Lap Speed	Sector 1	Sector 2	Sector 3	Speed Trap
1	5:02.167	105.200				0.0
2	4:33.452	118.090	2:03.881	1:24.919	1:04.652	0.0
3	4:30.086	119.562	2:00.695	1:24.256	1:05.135	0.0
4	4:34.741	117.536	2:00.557	1:24.039	1:10.145	0.0
5	13:56.588	38.600	11:20.682	1:26.489	1:09.417	0.0
6	4:30.707	119.288	2:00.975	1:24.439	1:05.293	0.0
7	4:30.865	119.218	2:01.202	1:24.772	1:04.891	0.0
Ideal	4:29.248	119.934	2:00.557	1:24.039	1:04.652	0.0

5 40 Martin JESSOPP

SBK

Behind

5.625

Best Time **4:32.268** Best Speed **118.604** On **7** Gp **a**

Lap	Lap Time	Lap Speed	Sector 1	Sector 2	Sector 3	Speed Trap
1	5:14.291	101.142				0.0
2	4:40.442	115.147	2:05.445	1:27.548	1:07.449	0.0
3	4:37.049	116.557	2:03.858	1:26.539	1:06.652	0.0
4	4:45.005	113.303	2:04.019	1:28.551	1:12.435	0.0
5	6:20.895	84.779	3:48.961	1:25.613	1:06.321	0.0
6	4:34.513	117.634	2:02.245	1:25.809	1:06.459	0.0
7	4:32.268	118.604	2:01.835	1:24.644	1:05.789	0.0
Ideal	4:32.268	118.604	2:01.835	1:24.644	1:05.789	0.0

6 3 Josh BROOKES

SBK

Behind

5.805

Best Time **4:32.448** Best Speed **118.525** On **6** Gp **a**

Lap	Lap Time	Lap Speed	Sector 1	Sector 2	Sector 3	Speed Trap
1	5:47.182	91.560				0.0
2	4:56.602	108.873	2:20.049	1:28.090	1:08.463	0.0
3	4:40.028	115.317	2:01.130	1:26.667	1:12.231	0.0
4	10:10.103	52.929	7:33.998	1:29.108	1:06.997	0.0
5	4:36.751	116.683	2:02.865	1:27.266	1:06.620	0.0
6	4:32.448	118.525	2:01.306	1:25.759	1:05.383	0.0
Ideal	4:32.272	118.602	2:01.130	1:25.759	1:05.383	0.0

Qualifying Classification

Position

7 5 Bruce ANSTEY							
SBK				Behind		6.138	
Best Time	4:32.781	Best Speed	118.381	On	5	Gp	a
Lap	Lap Time	Lap Speed	Sector 1	Sector 2	Sector 3	Speed	Trap
1	6:08.629	86.233					0.0
2	4:40.515	115.117	2:07.363	1:27.019	1:06.133		0.0
3	4:42.254	114.408	2:04.158	1:28.006	1:10.090		0.0
4	19:59.646	26.918	17:25.649	1:27.062	1:06.935		0.0
5	4:32.781	118.381	2:02.358	1:25.340	1:05.083		0.0
Ideal	4:32.781	118.381	2:02.358	1:25.340	1:05.083		0.0

8 8 Michael DUNLOP							
SBK				Behind		6.288	
Best Time	4:32.931	Best Speed	118.316	On	3	Gp	a
Lap	Lap Time	Lap Speed	Sector 1	Sector 2	Sector 3	Speed	Trap
1	5:54.791	89.596					0.0
2	10:24.727	51.690	7:52.170	1:26.317	1:06.240		0.0
3	4:32.931	118.316	2:02.060	1:24.735	1:06.136		0.0
4	5:03.863	106.272	2:21.949	1:29.272	1:12.642		0.0
5	8:18.107	64.829	5:46.090	1:26.266	1:05.751		0.0
6	4:35.454	117.232	2:02.213	1:27.461	1:05.780		0.0
Ideal	4:32.546	118.483	2:02.060	1:24.735	1:05.751		0.0

9 21 Simon ANDREWS							
SBK				Behind		6.736	
Best Time	4:33.379	Best Speed	118.122	On	6	Gp	a
Lap	Lap Time	Lap Speed	Sector 1	Sector 2	Sector 3	Speed	Trap
1	6:18.002	84.095					0.0
2	4:41.316	114.789	2:05.823	1:27.844	1:07.649		0.0
3	4:46.148	112.851	2:05.948	1:28.049	1:12.151		0.0
4	13:37.328	39.509	11:04.991	1:26.493	1:05.844		0.0
5	4:35.530	117.200	2:03.745	1:25.787	1:05.998		0.0
6	4:33.379	118.122	2:03.247	1:24.742	1:05.390		0.0
Ideal	4:33.379	118.122	2:03.247	1:24.742	1:05.390		0.0

Qualifying Classification

Position

10 13 Lee JOHNSTON							
SBK				Behind		6.748	
Best Time	4:33.391	Best Speed	118.117	On	6	Gp	a
Lap	Lap Time	Lap Speed	Sector 1	Sector 2	Sector 3	Speed	Trap
1	6:02.093	87.790					0.0
2	4:35.194	117.343	2:01.571	1:27.896	1:05.727		0.0
3	4:58.995	108.002	2:03.045	1:28.380	1:27.570		0.0
4	16:11.673	33.233	13:38.718	1:26.452	1:06.503		0.0
5	4:33.414	118.107	2:02.247	1:26.210	1:04.957		0.0
6	4:33.391	118.117	2:01.855	1:26.533	1:05.003		0.0
Ideal	4:32.738	118.399	2:01.571	1:26.210	1:04.957		0.0

11 1 John McGUINNESS							
SBK				Behind		7.212	
Best Time	4:33.855	Best Speed	117.916	On	4	Gp	a
Lap	Lap Time	Lap Speed	Sector 1	Sector 2	Sector 3	Speed	Trap
1	5:24.428	97.982					0.0
2	4:37.182	116.501	2:03.863	1:26.571	1:06.748		0.0
3	4:42.877	114.156	2:10.124	1:26.738	1:06.015		0.0
4	4:33.855	117.916	2:02.833	1:25.815	1:05.207		0.0
5	4:54.051	109.818	2:08.411	1:31.568	1:14.072		0.0
6	9:46.532	55.056	7:12.469	1:26.358	1:07.705		0.0
7	4:54.080	109.807	2:08.130	1:31.199	1:14.751		0.0
Ideal	4:33.855	117.916	2:02.833	1:25.815	1:05.207		0.0

12 37 James HILLIER							
SBK				Behind		7.748	
Best Time	4:34.391	Best Speed	117.686	On	5	Gp	a
Lap	Lap Time	Lap Speed	Sector 1	Sector 2	Sector 3	Speed	Trap
1	6:40.397	79.391					0.0
2	4:38.510	115.946	2:04.054	1:27.964	1:06.492		0.0
3	4:40.849	114.980	2:02.798	1:26.479	1:11.572		0.0
4	15:32.997	34.611	12:55.620	1:29.676	1:07.701		0.0
5	4:34.391	117.686	2:02.235	1:26.558	1:05.598		0.0
6	4:34.890	117.472	2:02.889	1:25.902	1:06.099		0.0
Ideal	4:33.735	117.968	2:02.235	1:25.902	1:05.598		0.0

SUPERBIKE

Superbike First Qualifying

Thursday, 15 May 2014

DETAILED SECTOR ANALYSIS

Qualifying Classification

Position

13 10 Conor CUMMINS

SBK Behind 8.334

Best Time 4:34.977 Best Speed 117.435 On 6 Gp a

Lap	Lap Time	Lap Speed	Sector 1	Sector 2	Sector 3	Speed Trap
1	5:49.368	90.987				0.0
2	4:42.984	114.112	2:07.266	1:28.613	1:07.105	0.0
3	4:36.659	116.721	2:04.166	1:26.953	1:05.540	0.0
4	4:42.714	114.221	2:04.773	1:26.675	1:11.266	0.0
5	12:11.843	44.124	9:39.329	1:26.305	1:06.209	0.0
6	4:34.977	117.435	2:03.463	1:25.595	1:05.919	0.0
7	4:35.438	117.239	2:03.874	1:25.772	1:05.792	0.0
Ideal	4:34.598	117.597	2:03.463	1:25.595	1:05.540	0.0

14 28 Horst SAIGER

SBK Behind 8.471

Best Time 4:35.114 Best Speed 117.377 On 3 Gp a

Lap	Lap Time	Lap Speed	Sector 1	Sector 2	Sector 3	Speed Trap
1	6:18.413	84.003				0.0
2	4:37.700	116.284	2:04.217	1:27.593	1:05.890	0.0
3	4:35.114	117.377	2:03.004	1:27.006	1:05.104	0.0
4	4:49.758	111.445	2:03.058	1:35.569	1:11.131	0.0
5	9:26.291	57.024	6:51.924	1:28.485	1:05.882	0.0
6	4:36.653	116.724	2:02.597	1:27.805	1:06.251	0.0
7	4:45.163	113.240	2:08.089	1:28.202	1:08.872	0.0
Ideal	4:34.707	117.551	2:02.597	1:27.006	1:05.104	0.0

15 7 Gary JOHNSON

SBK Behind 8.503

Best Time 4:35.146 Best Speed 117.363 On 6 Gp a

Lap	Lap Time	Lap Speed	Sector 1	Sector 2	Sector 3	Speed Trap
1	6:27.461	82.042				0.0
2	4:36.530	116.776	2:03.385	1:26.882	1:06.263	0.0
3	4:38.489	115.954	2:06.027	1:26.452	1:06.010	0.0
4	4:36.988	116.583	2:04.306	1:26.672	1:06.010	0.0
5	4:35.868	117.056	2:03.606	1:26.328	1:05.934	0.0
6	4:35.146	117.363	2:03.827	1:25.413	1:05.906	0.0
7	4:44.054	113.683	2:05.633	1:26.367	1:12.054	0.0
8	7:07.203	75.589	4:35.877	1:25.839	1:05.487	0.0
Ideal	4:34.285	117.732	2:03.385	1:25.413	1:05.487	0.0

Qualifying Classification

Position

16 12 Dean HARRISON

SBK Behind 8.523

Best Time 4:35.166 Best Speed 117.355 On 6 Gp a

Lap	Lap Time	Lap Speed	Sector 1	Sector 2	Sector 3	Speed Trap
1	6:29.231	81.669				0.0
2	4:38.303	116.032	2:04.364	1:26.907	1:07.032	0.0
3	4:36.441	116.813	2:03.550	1:26.283	1:06.608	0.0
4	4:36.824	116.652	2:03.549	1:26.976	1:06.299	0.0
5	4:36.394	116.833	2:03.389	1:26.371	1:06.634	0.0
6	4:35.166	117.355	2:03.424	1:25.636	1:06.106	0.0
7	4:35.563	117.186	2:04.159	1:24.526	1:06.878	0.0
8	4:41.200	114.836	2:06.259	1:26.884	1:08.057	0.0
Ideal	4:34.021	117.845	2:03.389	1:24.526	1:06.106	0.0

17 14 Stuart EASTON

SBK Behind 9.977

Best Time 4:36.620 Best Speed 116.738 On 6 Gp a

Lap	Lap Time	Lap Speed	Sector 1	Sector 2	Sector 3	Speed Trap
1	6:08.212	86.331				0.0
2	4:58.480	108.188	2:07.622	1:31.460	1:19.398	0.0
3	13:02.072	41.290	10:22.781	1:30.469	1:08.822	0.0
4	4:46.631	112.661	2:08.069	1:29.074	1:09.488	0.0
5	4:41.290	114.800	2:04.944	1:27.542	1:08.804	0.0
6	4:36.620	116.738	2:02.726	1:27.136	1:06.758	0.0
7	5:28.333	98.351	2:28.510	1:39.668	1:20.155	0.0
Ideal	4:36.620	116.738	2:02.726	1:27.136	1:06.758	0.0

18 16 Dan KNEEN

SBK Behind 10.945

Best Time 4:37.588 Best Speed 116.331 On 7 Gp a

Lap	Lap Time	Lap Speed	Sector 1	Sector 2	Sector 3	Speed Trap
1	5:36.940	94.343				0.0
2	4:41.063	114.892	2:05.072	1:29.331	1:06.660	0.0
3	5:10.312	104.063	2:32.127	1:28.708	1:09.477	0.0
4	8:58.835	59.929	6:22.722	1:29.458	1:06.655	0.0
5	4:39.055	115.719	2:04.784	1:27.502	1:06.769	0.0
6	4:38.134	116.102	2:03.764	1:28.129	1:06.241	0.0
7	4:37.588	116.331	2:03.754	1:27.570	1:06.264	0.0
Ideal	4:37.497	116.369	2:03.754	1:27.502	1:06.241	0.0

SUPERBIKE

Superbike First Qualifying

Thursday, 15 May 2014

DETAILED SECTOR ANALYSIS

Qualifying Classification

Position

19 11 Stephen THOMPSON

SBK Behind 12.520

Best Time 4:39.163 Best Speed 115.674 On 6 Gp a

Lap	Lap Time	Lap Speed	Sector 1	Sector 2	Sector 3	Speed Trap
1	5:25.516	97.654				0.0
2	5:00.720	107.382	2:05.984	1:38.827	1:15.909	0.0
3	8:01.647	67.045	5:04.158	1:39.484	1:18.005	0.0
4	6:23.781	84.142	3:41.973	1:30.089	1:11.719	0.0
5	4:39.307	115.615	2:05.422	1:26.979	1:06.906	0.0
6	4:39.163	115.674	2:05.267	1:26.786	1:07.110	0.0
7	4:39.469	115.548	2:05.457	1:26.951	1:07.061	0.0
Ideal	4:38.959	115.759	2:05.267	1:26.786	1:06.906	0.0

20 44 Jamie HAMILTON

SBK Behind 14.649

Best Time 4:41.292 Best Speed 114.799 On 6 Gp a

Lap	Lap Time	Lap Speed	Sector 1	Sector 2	Sector 3	Speed Trap
1	6:34.494	80.579				0.0
2	8:59.487	59.857	6:26.360	1:27.108	1:06.019	0.0
3	4:43.241	114.009	2:05.298	1:30.186	1:07.757	0.0
4	4:57.578	108.516	2:10.871	1:33.979	1:12.728	0.0
5	9:22.674	57.390	6:45.992	1:28.950	1:07.732	0.0
6	4:41.292	114.799	2:05.228	1:28.227	1:07.837	0.0
Ideal	4:38.355	116.010	2:05.228	1:27.108	1:06.019	0.0

21 18 Gerard KINGHAN

SBK Behind 16.879

Best Time 4:43.522 Best Speed 113.896 On 6 Gp a

Lap	Lap Time	Lap Speed	Sector 1	Sector 2	Sector 3	Speed Trap
1	7:28.600	70.860				0.0
2	5:03.798	106.294	2:22.430	1:32.048	1:09.320	0.0
3	4:47.815	112.197	2:08.995	1:30.272	1:08.548	0.0
4	4:45.172	113.237	2:07.923	1:29.508	1:07.741	0.0
5	4:48.849	111.795	2:09.483	1:31.198	1:08.168	0.0
6	4:43.522	113.896	2:06.713	1:28.984	1:07.825	0.0
7	4:59.105	107.962	2:06.479	1:29.957	1:22.669	0.0
Ideal	4:43.204	114.024	2:06.479	1:28.984	1:07.741	0.0

Qualifying Classification

Position

22 82 Derek SHEILS

SBK Behind 17.396

Best Time 4:44.039 Best Speed 113.689 On 4 Gp a

Lap	Lap Time	Lap Speed	Sector 1	Sector 2	Sector 3	Speed Trap
1	5:21.811	98.778				0.0
2	5:46.559	93.179	3:10.492	1:28.969	1:07.098	0.0
3	5:49.374	92.428	2:07.474	2:33.416	1:08.484	0.0
4	4:44.039	113.689	2:06.632	1:30.042	1:07.365	0.0
5	5:05.964	105.542	2:08.698	1:35.955	1:21.311	0.0
Ideal	4:42.699	114.227	2:06.632	1:28.969	1:07.098	0.0

23 60 Peter HICKMAN

SBK Behind 17.975

Best Time 4:44.618 Best Speed 113.457 On 7 Gp a

Lap	Lap Time	Lap Speed	Sector 1	Sector 2	Sector 3	Speed Trap
1	7:42.040	68.799				0.0
2	4:56.400	108.947	2:15.153	1:31.095	1:10.152	0.0
3	4:51.199	110.893	2:10.737	1:31.127	1:09.335	0.0
4	4:48.726	111.843	2:09.770	1:30.517	1:08.439	0.0
5	4:47.115	112.471	2:08.418	1:29.434	1:09.263	0.0
6	4:47.097	112.478	2:08.191	1:29.701	1:09.205	0.0
7	4:44.618	113.457	2:08.706	1:28.736	1:07.176	0.0
8	5:45.434	93.482	2:20.924	1:53.447	1:31.063	0.0
Ideal	4:44.103	113.663	2:08.191	1:28.736	1:07.176	0.0

24 51 Jonathan HOWARTH

SBK Behind 18.318

Best Time 4:44.961 Best Speed 113.321 On 5 Gp a

Lap	Lap Time	Lap Speed	Sector 1	Sector 2	Sector 3	Speed Trap
1	6:33.658	80.750				0.0
2	4:47.978	112.134	2:08.423	1:31.201	1:08.354	0.0
3	4:51.878	110.635	2:07.112	1:30.123	1:14.643	0.0
4	14:54.059	36.118	12:16.101	1:30.005	1:07.953	0.0
5	4:44.961	113.321	2:07.405	1:29.590	1:07.966	0.0
Ideal	4:44.655	113.443	2:07.112	1:29.590	1:07.953	0.0

Qualifying Classification

Position

25 27 Ivan LINTIN

SBK Behind 19.430

Best Time 4:46.073 Best Speed 112.880 On 6 Gp a

Lap	Lap Time	Lap Speed	Sector 1	Sector 2	Sector 3	Speed Trap
1	7:58.890	66.379				0.0
2	4:57.413	108.576	2:12.584	1:32.923	1:11.906	0.0
3	4:52.161	110.528	2:10.486	1:32.166	1:09.509	0.0
4	4:49.359	111.598	2:08.387	1:32.041	1:08.931	0.0
5	4:47.321	112.390	2:09.139	1:30.418	1:07.764	0.0
6	4:46.073	112.880	2:07.888	1:29.827	1:08.358	0.0
7	4:51.045	110.952	2:09.347	1:30.557	1:11.141	0.0
Ideal	4:45.479	113.115	2:07.888	1:29.827	1:07.764	0.0

26 20 Daniel COOPER

SBK Behind 20.308

Best Time 4:46.951 Best Speed 112.535 On 6 Gp a

Lap	Lap Time	Lap Speed	Sector 1	Sector 2	Sector 3	Speed Trap
1	6:09.369	86.060				0.0
2	8:35.758	62.611	5:54.346	1:29.962	1:11.450	0.0
3	6:07.090	87.968	3:26.879	1:31.140	1:09.071	0.0
4	4:53.039	110.197	2:09.247	1:29.328	1:14.464	0.0
5	8:38.249	62.310	5:59.510	1:30.245	1:08.494	0.0
6	4:46.951	112.535	2:07.950	1:29.830	1:09.171	0.0
Ideal	4:45.772	112.999	2:07.950	1:29.328	1:08.494	0.0

27 52 James COWTON

SBK Behind 21.129

Best Time 4:47.772 Best Speed 112.214 On 4 Gp a

Lap	Lap Time	Lap Speed	Sector 1	Sector 2	Sector 3	Speed Trap
1	8:16.941	63.967				0.0
2	4:56.787	108.805	2:12.381	1:30.240	1:14.166	0.0
3	11:04.602	48.588	8:25.318	1:29.894	1:09.390	0.0
4	4:47.772	112.214	2:09.015	1:29.266	1:09.491	0.0
5	4:51.199	110.893	2:09.863	1:29.348	1:11.988	0.0
Ideal	4:47.671	112.253	2:09.015	1:29.266	1:09.390	0.0

Qualifying Classification

Position

28 15 Ben WYLIE

SBK Behind 21.304

Best Time 4:47.947 Best Speed 112.146 On 6 Gp a

Lap	Lap Time	Lap Speed	Sector 1	Sector 2	Sector 3	Speed Trap
1	8:10.179	64.850				0.0
2	6:49.491	78.859	4:01.400	1:36.415	1:11.676	0.0
3	4:56.092	109.061	2:13.572	1:32.003	1:10.517	0.0
4	4:56.563	108.887	2:10.451	1:31.504	1:14.608	0.0
5	9:13.780	58.312	6:34.151	1:29.922	1:09.707	0.0
6	4:47.947	112.146	2:09.288	1:29.766	1:08.893	0.0
Ideal	4:47.947	112.146	2:09.288	1:29.766	1:08.893	0.0

29 97 Seamus ELLIOTT

SBK Behind 22.096

Best Time 4:48.739 Best Speed 111.838 On 3 Gp a

Lap	Lap Time	Lap Speed	Sector 1	Sector 2	Sector 3	Speed Trap
1	7:35.502	69.787				0.0
2	5:06.109	105.492	2:25.002	1:31.920	1:09.187	0.0
3	4:48.739	111.838	2:10.244	1:29.828	1:08.667	0.0
4	4:52.937	110.235	2:14.603	1:29.701	1:08.633	0.0
Ideal	4:48.578	111.900	2:10.244	1:29.701	1:08.633	0.0

30 115 Steve MERCER

SBK Behind 22.192

Best Time 4:48.835 Best Speed 111.801 On 4 Gp a

Lap	Lap Time	Lap Speed	Sector 1	Sector 2	Sector 3	Speed Trap
1	6:58.976	75.871				0.0
2	4:54.952	109.482	2:11.000	1:33.255	1:10.697	0.0
3	4:51.487	110.784	2:12.120	1:30.524	1:08.843	0.0
4	4:48.835	111.801	2:08.460	1:31.102	1:09.273	0.0
5	4:51.050	110.950	2:07.700	1:30.581	1:12.769	0.0
6	6:06.565	88.094	2:10.615	1:47.363	2:08.587	0.0
7	7:22.772	72.931	4:42.151	1:31.431	1:09.190	0.0
Ideal	4:47.067	112.489	2:07.700	1:30.524	1:08.843	0.0

Qualifying Classification

Position

31 43 Phillip CROWE

SBK Behind 22.333

Best Time 4:48.976 Best Speed 111.746 On 6 Gp a

Lap	Lap Time	Lap Speed	Sector 1	Sector 2	Sector 3	Speed Trap
1	7:33.055	70.164				0.0
2	4:56.361	108.962	2:11.221	1:35.519	1:09.621	0.0
3	4:56.462	108.925	2:12.370	1:33.168	1:10.924	0.0
4	4:50.904	111.006	2:10.500	1:31.968	1:08.436	0.0
5	5:19.332	101.124	2:36.284	1:32.786	1:10.262	0.0
6	4:48.976	111.746	2:08.586	1:31.607	1:08.783	0.0
7	4:49.144	111.681	2:08.945	1:31.667	1:08.532	0.0
8	4:50.499	111.160	2:09.295	1:32.070	1:09.134	0.0
Ideal	4:48.629	111.881	2:08.586	1:31.607	1:08.436	0.0

32 19 Marc FISSETTE

SBK Behind 22.374

Best Time 4:49.017 Best Speed 111.730 On 6 Gp a

Lap	Lap Time	Lap Speed	Sector 1	Sector 2	Sector 3	Speed Trap
1	7:51.368	67.438				0.0
2	4:58.243	108.274	2:13.442	1:33.487	1:11.314	0.0
3	5:00.859	107.333	2:11.461	1:35.221	1:14.177	0.0
4	11:36.763	46.346	8:55.121	1:32.283	1:09.359	0.0
5	4:55.951	109.113	2:15.404	1:31.699	1:08.848	0.0
6	4:49.017	111.730	2:09.650	1:29.706	1:09.661	0.0
Ideal	4:48.204	112.046	2:09.650	1:29.706	1:08.848	0.0

33 98 Paul OWEN

SBK Behind 22.726

Best Time 4:49.369 Best Speed 111.595 On 6 Gp a

Lap	Lap Time	Lap Speed	Sector 1	Sector 2	Sector 3	Speed Trap
1	8:21.378	63.401				0.0
2	4:54.491	109.654	2:12.674	1:31.007	1:10.810	0.0
3	4:51.884	110.633	2:11.062	1:31.432	1:09.390	0.0
4	4:53.268	110.111	2:09.515	1:31.719	1:12.034	0.0
5	14:24.260	37.364	11:43.799	1:31.048	1:09.413	0.0
6	4:49.369	111.595	2:09.495	1:30.721	1:09.153	0.0
Ideal	4:49.369	111.595	2:09.495	1:30.721	1:09.153	0.0

Qualifying Classification

Position

34 111 Paul SHOESMITH

SBK Behind 23.250

Best Time 4:49.893 Best Speed 111.393 On 4 Gp a

Lap	Lap Time	Lap Speed	Sector 1	Sector 2	Sector 3	Speed Trap
1	7:57.506	66.571				0.0
2	5:00.428	107.487	2:13.198	1:34.170	1:13.060	0.0
3	4:51.549	110.760	2:10.609	1:31.462	1:09.478	0.0
4	4:49.893	111.393	2:09.886	1:30.676	1:09.331	0.0
5	5:05.392	105.740	2:12.257	1:33.166	1:19.969	0.0
6	12:10.094	44.230	9:30.346	1:31.061	1:08.687	0.0
Ideal	4:49.249	111.641	2:09.886	1:30.676	1:08.687	0.0

35 104 Daley MATHISON

SBK Behind 23.812

Best Time 4:50.455 Best Speed 111.177 On 8 Gp a

Lap	Lap Time	Lap Speed	Sector 1	Sector 2	Sector 3	Speed Trap
1	6:55.334	76.536				0.0
2	4:54.436	109.674				0.0
3	4:52.768	110.299				0.0
4	4:53.605	109.985				0.0
5	4:54.791	109.542				0.0
6	4:52.941	110.234				0.0
7	4:52.810	110.283				0.0
8	4:50.455	111.177				0.0
Ideal	0.000	0.000				0.0

36 22 Russ MOUNTFORD

SBK Behind 23.884

Best Time 4:50.527 Best Speed 111.150 On 7 Gp a

Lap	Lap Time	Lap Speed	Sector 1	Sector 2	Sector 3	Speed Trap
1	6:15.375	84.683				0.0
2	6:41.308	80.467	3:56.830	1:33.163	1:11.315	0.0
3	4:52.225	110.504	2:10.508	1:31.265	1:10.452	0.0
4	4:53.672	109.959	2:10.822	1:31.332	1:11.518	0.0
5	7:37.509	70.582	4:56.880	1:31.317	1:09.312	0.0
6	4:51.127	110.921	2:10.354	1:31.343	1:09.430	0.0
7	4:50.527	111.150	2:09.698	1:31.401	1:09.428	0.0
Ideal	4:50.275	111.246	2:09.698	1:31.265	1:09.312	0.0

Qualifying Classification

Position

37 26 Didier GRAMS

SBK Behind 23.898

Best Time 4:50.541 Best Speed 111.144 On 6 Gp a

Lap	Lap Time	Lap Speed	Sector 1	Sector 2	Sector 3	Speed Trap
1	5:26.144	97.466				0.0
2	4:53.431	110.050	2:10.338	1:32.870	1:10.223	0.0
3	4:54.751	109.557	2:11.446	1:33.007	1:10.298	0.0
4	5:01.572	107.079	2:11.609	1:33.786	1:16.177	0.0
5	11:36.333	46.374	8:53.660	1:32.457	1:10.216	0.0
6	4:50.541	111.144	2:09.557	1:31.311	1:09.673	0.0
7	4:50.806	111.043	2:09.617	1:31.613	1:09.576	0.0
Ideal	4:50.444	111.182	2:09.557	1:31.311	1:09.576	0.0

38 17 David HAIRE

SBK Behind 25.862

Best Time 4:52.505 Best Speed 110.398 On 2 Gp a

Lap	Lap Time	Lap Speed	Sector 1	Sector 2	Sector 3	Speed Trap
1	6:11.243	85.626				0.0
2	4:52.505	110.398	2:10.411	1:31.671	1:10.423	0.0
3	5:04.697	105.981	2:09.341	1:30.394	1:24.962	0.0
Ideal	4:50.158	111.291	2:09.341	1:30.394	1:10.423	0.0

39 74 Laurent HOFFMANN

SBK Behind 26.487

Best Time 4:53.130 Best Speed 110.163 On 4 Gp a

Lap	Lap Time	Lap Speed	Sector 1	Sector 2	Sector 3	Speed Trap
1	8:08.296	65.100				0.0
2	4:57.904	108.397	2:12.631	1:33.517	1:11.756	0.0
3	5:25.634	99.167	2:13.843	1:57.448	1:14.343	0.0
4	4:53.130	110.163	2:11.656	1:31.308	1:10.166	0.0
5	4:56.125	109.049	2:14.364	1:31.432	1:10.329	0.0
6	5:03.517	106.393	2:11.968	1:39.624	1:11.925	0.0
7	6:06.066	88.214	3:11.433	1:40.409	1:14.224	0.0
Ideal	4:53.130	110.163	2:11.656	1:31.308	1:10.166	0.0

Qualifying Classification

Position

40 49 Bruce BIRNIE

SBK Behind 27.566

Best Time 4:54.209 Best Speed 109.759 On 5 Gp a

Lap	Lap Time	Lap Speed	Sector 1	Sector 2	Sector 3	Speed Trap
1	8:22.513	63.258				0.0
2	4:57.969	108.374	2:13.332	1:33.070	1:11.567	0.0
3	4:56.099	109.058	2:10.949	1:32.429	1:12.721	0.0
4	4:57.441	108.566	2:14.819	1:31.388	1:11.234	0.0
5	4:54.209	109.759	2:10.774	1:32.762	1:10.673	0.0
6	4:58.745	108.092	2:09.185	1:34.160	1:15.400	0.0
Ideal	4:51.246	110.875	2:09.185	1:31.388	1:10.673	0.0

41 47 Alistair KIRK

SBK Behind 27.889

Best Time 4:54.532 Best Speed 109.638 On 6 Gp a

Lap	Lap Time	Lap Speed	Sector 1	Sector 2	Sector 3	Speed Trap
1	7:28.356	70.899				0.0
2	5:00.091	107.607	2:12.057	1:35.726	1:12.308	0.0
3	4:57.100	108.691	2:12.623	1:32.583	1:11.894	0.0
4	5:09.262	104.416	2:15.788	1:35.621	1:17.853	0.0
5	12:14.618	43.958			1:11.875	0.0
6	4:54.532	109.638	2:10.782	1:32.820	1:10.930	0.0
Ideal	4:54.295	109.727	2:10.782	1:32.583	1:10.930	0.0

42 23 Franck PETRICOLA

SBK Behind 28.616

Best Time 4:55.259 Best Speed 109.368 On 7 Gp a

Lap	Lap Time	Lap Speed	Sector 1	Sector 2	Sector 3	Speed Trap
1	7:54.211	67.033				0.0
2	5:03.422	106.426	2:13.815	1:35.877	1:13.730	0.0
3	5:00.229	107.558	2:11.796	1:36.630	1:11.803	0.0
4	5:01.059	107.261	2:14.944	1:35.727	1:10.388	0.0
5	5:04.050	106.206	2:15.377	1:37.468	1:11.205	0.0
6	4:59.591	107.787	2:13.638	1:34.163	1:11.790	0.0
7	4:55.259	109.368	2:12.562	1:32.584	1:10.113	0.0
Ideal	4:54.493	109.653	2:11.796	1:32.584	1:10.113	0.0

Qualifying Classification

Position

43 88 Joe FARAGHER

SBK Behind 28.825

Best Time 4:55.468 Best Speed 109.291 On 7 Gp a

Lap	Lap Time	Lap Speed	Sector 1	Sector 2	Sector 3	Speed Trap
1	6:32.608	80.966				0.0
2	5:01.209	107.208	2:14.156	1:33.437	1:13.616	0.0
3	4:56.328	108.974	2:12.502	1:31.613	1:12.213	0.0
4	5:10.906	103.864	2:22.879	1:32.286	1:15.741	0.0
5	7:21.173	73.196	4:37.020	1:31.465	1:12.688	0.0
6	4:59.373	107.865	2:15.007	1:32.060	1:12.306	0.0
7	4:55.468	109.291	2:13.548	1:30.562	1:11.358	0.0
Ideal	4:54.422	109.679	2:12.502	1:30.562	1:11.358	0.0

44 96 Neil GREGORY

SBK Behind 29.034

Best Time 4:55.677 Best Speed 109.214 On 6 Gp a

Lap	Lap Time	Lap Speed	Sector 1	Sector 2	Sector 3	Speed Trap
1	9:12.157	57.571				0.0
2	5:02.101	106.891	2:15.113	1:36.283	1:10.705	0.0
3	4:58.622	108.137	2:14.264	1:34.303	1:10.055	0.0
4	4:58.708	108.106	2:12.884	1:35.277	1:10.547	0.0
5	4:58.374	108.227	2:13.928	1:34.581	1:09.865	0.0
6	4:55.677	109.214	2:12.198	1:33.647	1:09.832	0.0
7	5:04.642	106.000	2:12.498	1:33.465	1:18.679	0.0
Ideal	4:55.495	109.281	2:12.198	1:33.465	1:09.832	0.0

45 42 Nuno CAETANO

SBK Behind 29.328

Best Time 4:55.971 Best Speed 109.105 On 5 Gp a

Lap	Lap Time	Lap Speed	Sector 1	Sector 2	Sector 3	Speed Trap
1	18:39.170	28.403				0.0
2	5:02.388	106.790	2:13.866	1:35.750	1:12.772	0.0
3	5:06.551	105.340	2:14.532	1:36.539	1:15.480	0.0
4	4:59.334	107.879	2:14.663	1:33.348	1:11.323	0.0
5	4:55.971	109.105	2:11.486	1:33.416	1:11.069	0.0
Ideal	4:55.903	109.130	2:11.486	1:33.348	1:11.069	0.0

Qualifying Classification

Position

46 84 Tom McHALE

SBK Behind 30.843

Best Time 4:57.486 Best Speed 108.550 On 5 Gp a

Lap	Lap Time	Lap Speed	Sector 1	Sector 2	Sector 3	Speed Trap
1	7:51.878	67.365				0.0
2	5:04.266	106.131	2:13.107	1:35.000	1:16.159	0.0
3	5:43.806	93.925	2:11.713	2:08.412	1:23.681	0.0
4	11:32.106	46.658	8:44.834	1:34.465	1:12.807	0.0
5	4:57.486	108.550	2:11.639	1:33.398	1:12.449	0.0
6	5:01.997	106.928	2:10.809	1:33.556	1:17.632	0.0
Ideal	4:56.656	108.853	2:10.809	1:33.398	1:12.449	0.0

47 31 Dan KRUGER

SBK Behind 31.795

Best Time 4:58.438 Best Speed 108.203 On 7 Gp a

Lap	Lap Time	Lap Speed	Sector 1	Sector 2	Sector 3	Speed Trap
1	8:07.416	65.217				0.0
2	5:15.658	102.301	2:26.209	1:35.611	1:13.838	0.0
3	5:04.444	106.069	2:15.730	1:35.428	1:13.286	0.0
4	5:08.086	104.815	2:16.586	1:34.157	1:17.343	0.0
5	5:02.397	106.787	2:15.340	1:34.786	1:12.271	0.0
6	4:59.332	107.880	2:13.267	1:33.230	1:12.835	0.0
7	4:58.438	108.203	2:13.424	1:32.686	1:12.328	0.0
Ideal	4:58.224	108.281	2:13.267	1:32.686	1:12.271	0.0

48 32 Paul CRANSTON

SBK Behind 31.983

Best Time 4:58.626 Best Speed 108.135 On 3 Gp a

Lap	Lap Time	Lap Speed	Sector 1	Sector 2	Sector 3	Speed Trap
1	7:41.013	68.953				0.0
2	5:05.889	105.568	2:17.461	1:37.117	1:11.311	0.0
3	4:58.626	108.135	2:12.959	1:35.281	1:10.386	0.0
4	4:58.679	108.116	2:13.223	1:34.875	1:10.581	0.0
5	4:59.191	107.931	2:13.579	1:35.025	1:10.587	0.0
6	4:58.947	108.019	2:12.628	1:34.355	1:11.964	0.0
Ideal	4:57.369	108.592	2:12.628	1:34.355	1:10.386	0.0

Qualifying Classification

Position

49		48 David MADSEN MYGDAL				
		SBK	Behind			32.906
Best Time	4:59.549	Best Speed	107.802	On	6	Gp a
Lap	Lap Time	Lap Speed	Sector 1	Sector 2	Sector 3	Speed Trap
1	8:26.485	62.762				0.0
2	5:06.347	105.410	2:16.186	1:35.928	1:14.233	0.0
3	5:05.760	105.612	2:16.729	1:33.635	1:15.396	0.0
4	5:02.127	106.882	2:13.610	1:35.249	1:13.268	0.0
5	5:02.263	106.834	2:14.812	1:33.891	1:13.560	0.0
6	4:59.549	107.802	2:14.054	1:32.754	1:12.741	0.0
7	5:05.904	105.563	2:12.934	1:34.676	1:18.294	0.0
Ideal	4:58.429	108.207	2:12.934	1:32.754	1:12.741	0.0

50		83 Graham ENGLISH				
		SBK	Behind			34.045
Best Time	5:00.688	Best Speed	107.394	On	5	Gp a
Lap	Lap Time	Lap Speed	Sector 1	Sector 2	Sector 3	Speed Trap
1	8:24.616	62.994				0.0
2	5:05.794	105.601	2:18.742	1:33.523	1:13.529	0.0
3	5:17.669	101.653	2:20.093	1:35.596	1:21.980	0.0
4	8:18.712	64.751	5:30.187	1:33.762	1:14.763	0.0
5	5:00.688	107.394	2:15.412	1:32.578	1:12.698	0.0
6	5:02.333	106.809	2:14.916	1:31.661	1:15.756	0.0
Ideal	4:59.275	107.901	2:14.916	1:31.661	1:12.698	0.0

51		72 Gareth KEYS				
		SBK	Behind			34.110
Best Time	5:00.753	Best Speed	107.371	On	5	Gp a
Lap	Lap Time	Lap Speed	Sector 1	Sector 2	Sector 3	Speed Trap
1	7:19.527	72.323				0.0
2	5:53.204	91.426	3:03.703	1:35.464	1:14.037	0.0
3	5:03.332	106.458	2:15.059	1:35.187	1:13.086	0.0
4	5:02.547	106.734	2:14.906	1:35.042	1:12.599	0.0
5	5:00.753	107.371	2:13.371	1:35.467	1:11.915	0.0
6	5:09.501	104.336	2:15.473	1:35.988	1:18.040	0.0
Ideal	5:00.328	107.522	2:13.371	1:35.042	1:11.915	0.0

Qualifying Classification

Position

52		55 Donald MacFADYEN				
		SBK	Behind			36.913
Best Time	5:03.556	Best Speed	106.379	On	2	Gp a
Lap	Lap Time	Lap Speed	Sector 1	Sector 2	Sector 3	Speed Trap
1	8:48.519	60.145				0.0
2	5:03.556	106.379	2:15.574	1:35.065	1:12.917	0.0
3	5:05.020	105.868	2:18.065	1:34.081	1:12.874	0.0
4	5:08.132	104.799	2:12.900	1:36.110	1:19.122	0.0
Ideal	4:59.855	107.692	2:12.900	1:34.081	1:12.874	0.0

53		79 Simon O'DONNELL				
		SBK	Behind			43.053
Best Time	5:09.696	Best Speed	104.270	On	7	Gp a
Lap	Lap Time	Lap Speed	Sector 1	Sector 2	Sector 3	Speed Trap
1	7:56.293	66.740				0.0
2	5:20.678	100.699	2:23.069	1:40.899	1:16.710	0.0
3	5:14.495	102.679	2:18.322	1:39.853	1:16.320	0.0
4	5:14.879	102.554	2:19.374	1:39.375	1:16.130	0.0
5	5:12.967	103.180	2:19.427	1:39.298	1:14.242	0.0
6	5:10.509	103.997	2:17.729	1:37.204	1:15.576	0.0
7	5:09.696	104.270	2:16.016	1:37.163	1:16.517	0.0
Ideal	5:07.421	105.042	2:16.016	1:37.163	1:14.242	0.0

54		58 Hubert KALTHUBER				
		SBK	Behind			45.630
Best Time	5:12.273	Best Speed	103.410	On	4	Gp a
Lap	Lap Time	Lap Speed	Sector 1	Sector 2	Sector 3	Speed Trap
1	7:44.885	68.378				0.0
2	5:15.906	102.220	2:19.727	1:40.542	1:15.637	0.0
3	5:13.906	102.872	2:19.003	1:39.854	1:15.049	0.0
4	5:12.273	103.410	2:20.115	1:37.227	1:14.931	0.0
5	5:14.533	102.666	2:21.277	1:38.677	1:14.579	0.0
6	5:12.452	103.350	2:20.928	1:37.616	1:13.908	0.0
7	5:20.440	100.774	2:20.141	1:40.081	1:20.218	0.0
Ideal	5:10.138	104.121	2:19.003	1:37.227	1:13.908	0.0

SUPERBIKE

Superbike First Qualifying

Thursday, 15 May 2014

DETAILED SECTOR ANALYSIS

Qualifying Classification

Position

55

73 Gaz EVANS

SBK

Behind

47.541

Best Time **5:14.184** Best Speed **102.781** On **2** Gp **a**

Lap	Lap Time	Lap Speed	Sector 1	Sector 2	Sector 3	Speed Trap
1	18:42.729	28.313				0.0
2	5:14.184	102.781	2:20.768	1:39.926	1:13.490	0.0
3	5:16.072	102.167	2:22.229	1:39.392	1:14.451	0.0
4	5:28.987	98.156	2:25.053	1:41.010	1:22.924	0.0
<i>Ideal</i>	<i>5:13.650</i>	<i>102.956</i>	<i>2:20.768</i>	<i>1:39.392</i>	<i>1:13.490</i>	<i>0.0</i>

Non Qualifiers

Position

36 Darren RUMLEY

SBK

Behind

46.975

Best Time **5:13.618** Best Speed **102.966** On **3** Gp **a**

Lap	Lap Time	Lap Speed	Sector 1	Sector 2	Sector 3	Speed Trap
1	8:13.646	64.394				0.0
2	5:18.179	101.490	2:25.386	1:38.369	1:14.424	0.0
3	5:13.618	102.966	2:19.798	1:37.607	1:16.213	0.0
<i>Ideal</i>	<i>5:11.829</i>	<i>103.557</i>	<i>2:19.798</i>	<i>1:37.607</i>	<i>1:14.424</i>	<i>0.0</i>

38 William MONIE

SBK

Behind

59.161

Best Time **5:25.804** Best Speed **99.115** On **2** Gp **a**

Lap	Lap Time	Lap Speed	Sector 1	Sector 2	Sector 3	Speed Trap
1	7:38.598	69.316				0.0
2	5:25.804	99.115	2:21.236	1:39.935	1:24.633	0.0
3	7:45.062	69.436	4:49.069	1:39.350	1:16.643	0.0
4	5:36.385	95.997	2:41.566	1:38.237	1:16.582	0.0
5	5:34.208	96.622	2:18.999	1:48.617	1:26.592	0.0
<i>Ideal</i>	<i>5:13.818</i>	<i>102.900</i>	<i>2:18.999</i>	<i>1:38.237</i>	<i>1:16.582</i>	<i>0.0</i>



MCUI Ulster
Centre Timing
Powered by
e-Laps timing software
www.elaps-timing.com



VAUXHALL International NORTH WEST 200

SUPERBIKE

Superbike First Qualifying

SECTOR ANALYSIS

Perfect Lap (sum of best sectors) = 4:26.553



SECTOR 1			SECTOR 2			SECTOR 3			IDEAL / BEST					
FINISH - ROUNDABOUT			ROUNDABOUT - METROPOLE			METROPOLE - FINISH			COMPARISON					
Pos	No	Name	Time	No	Name	Time	No	Name	Pos	No	Name	Ideal Time	Best Time	Diff
1	4	MARTIN	1:59.579	9	RUTTER	1:23.613	9	RUTTER	1	9	RUTTER	4:26.643	4:26.643	0
2	9	RUTTER	1:59.669	34	SEELEY	1:23.877	34	SEELEY	2	34	SEELEY	4:27.780	4:28.244	0.464
3	34	SEELEY	2:00.228	6	DUNLOP	1:24.039	4	MARTIN	3	4	MARTIN	4:28.146	4:28.747	0.601
4	6	DUNLOP	2:00.557	4	MARTIN	1:24.098	6	DUNLOP	4	6	DUNLOP	4:29.248	4:30.086	0.838
5	3	BROOKES	2:01.130	12	HARRISON	1:24.526	13	JOHNSTON	5	40	JESSOPP	4:32.268	4:32.268	0
6	13	JOHNSTON	2:01.571	40	JESSOPP	1:24.644	5	ANSTEY	6	3	BROOKES	4:32.272	4:32.448	0.176
7	40	JESSOPP	2:01.835	8	DUNLOP	1:24.735	28	SAIGER	7	5	ANSTEY	4:32.781	4:32.781	
8	8	DUNLOP	2:02.060	21	ANDREWS	1:24.742	1	McGUINNESS	8	8	DUNLOP	4:32.546	4:32.931	0.385
9	37	HILLIER	2:02.235	5	ANSTEY	1:25.340	3	BROOKES	9	21	ANDREWS	4:33.379	4:33.379	0
10	5	ANSTEY	2:02.358	7	JOHNSON	1:25.413	21	ANDREWS	10	13	JOHNSTON	4:32.738	4:33.391	0.653
11	28	SAIGER	2:02.597	10	CUMMINS	1:25.595	7	JOHNSON	11	1	McGUINNESS	4:33.855	4:33.855	0
12	14	EASTON	2:02.726	3	BROOKES	1:25.759	10	CUMMINS	12	37	HILLIER	4:33.735	4:34.391	0.656
13	1	McGUINNESS	2:02.833	1	McGUINNESS	1:25.815	37	HILLIER	13	10	CUMMINS	4:34.598	4:34.977	0.379
14	21	ANDREWS	2:03.247	37	HILLIER	1:25.902	8	DUNLOP	14	28	SAIGER	4:34.707	4:35.114	0.407
15	7	JOHNSON	2:03.385	13	JOHNSTON	1:26.210	40	JESSOPP	15	7	JOHNSON	4:34.285	4:35.146	0.861
16	12	HARRISON	2:03.389	11	THOMPSON	1:26.786	44	HAMILTON	16	12	HARRISON	4:34.021	4:35.166	1.145
17	10	CUMMINS	2:03.463	28	SAIGER	1:27.006	12	HARRISON	17	14	EASTON	4:36.620	4:36.620	0
18	16	KNEEN	2:03.754	44	HAMILTON	1:27.108	16	KNEEN	18	16	KNEEN	4:37.497	4:37.588	0.091
19	44	HAMILTON	2:05.228	14	EASTON	1:27.136	14	EASTON	19	11	THOMPSON	4:38.959	4:39.163	0.204
20	11	THOMPSON	2:05.267	16	KNEEN	1:27.502	11	THOMPSON	20	44	HAMILTON	4:38.355	4:41.292	2.937
21	18	KINGHAN	2:06.479	60	HICKMAN	1:28.736	82	SHEILS	21	18	KINGHAN	4:43.204	4:43.522	0.318
22	82	SHEILS	2:06.632	82	SHEILS	1:28.969	60	HICKMAN	22	82	SHEILS	4:42.699	4:44.039	1.34
23	51	HOWARTH	2:07.112	18	KINGHAN	1:28.984	18	KINGHAN	23	60	HICKMAN	4:44.103	4:44.618	0.515
24	115	MERCER	2:07.700	52	COWTON	1:29.266	27	LINTIN	24	51	HOWARTH	4:44.655	4:44.961	0.306
25	27	LINTIN	2:07.888	20	COOPER	1:29.328	51	HOWARTH	25	27	LINTIN	4:45.479	4:46.073	0.594
26	20	COOPER	2:07.950	51	HOWARTH	1:29.590	43	CROWE	26	20	COOPER	4:45.772	4:46.951	1.179
27	60	HICKMAN	2:08.191	97	ELLIOTT	1:29.701	20	COOPER	27	52	COWTON	4:47.671	4:47.772	0.101
28	43	CROWE	2:08.586	19	FISSETTE	1:29.706	97	ELLIOTT	28	15	WYLIE	4:47.947	4:47.947	0
29	52	COWTON	2:09.015	15	WYLIE	1:29.766	111	SHOESMITH	29	97	ELLIOTT	4:48.578	4:48.739	0.161
30	49	BIRNIE	2:09.185	27	LINTIN	1:29.827	115	MERCER	30	115	MERCER	4:47.067	4:48.835	1.768
31	15	WYLIE	2:09.288	17	HAIRE	1:30.394	19	FISSETTE	31	43	CROWE	4:48.629	4:48.976	0.347
32	17	HAIRE	2:09.341	115	MERCER	1:30.524	15	WYLIE	32	19	FISSETTE	4:48.204	4:49.017	0.813
33	98	OWEN	2:09.495	88	FARAGHER	1:30.562	98	OWEN	33	98	OWEN	4:49.369	4:49.369	0
34	26	GRAMS	2:09.557	111	SHOESMITH	1:30.676	22	MOUNTFORD	34	111	SHOESMITH	4:49.249	4:49.893	0.644
35	19	FISSETTE	2:09.650	98	OWEN	1:30.721	52	COWTON	35	22	MOUNTFORD	4:50.275	4:50.527	0.252
36	22	MOUNTFORD	2:09.698	22	MOUNTFORD	1:31.265	26	GRAMS	36	26	GRAMS	4:50.444	4:50.541	0.097
37	111	SHOESMITH	2:09.886	74	HOFFMANN	1:31.308	96	GREGORY	37	17	HAIRE	4:50.158	4:52.505	2.347
38	97	ELLIOTT	2:10.244	26	GRAMS	1:31.311	23	PETRICOLA	38	74	HOFFMANN	4:53.130	4:53.130	0
39	47	KIRK	2:10.782	49	BIRNIE	1:31.388	74	HOFFMANN	39	49	BIRNIE	4:51.246	4:54.209	2.963
40	84	McHALE	2:10.809	43	CROWE	1:31.607	32	CRANSTON	40	47	KIRK	4:54.295	4:54.532	0.237
41	42	CAETANO	2:11.486	83	ENGLISH	1:31.661	17	HAIRE	41	23	PETRICOLA	4:54.493	4:55.259	0.766
42	74	HOFFMANN	2:11.656	47	KIRK	1:32.583	49	BIRNIE	42	88	FARAGHER	4:54.422	4:55.468	1.046
43	23	PETRICOLA	2:11.796	23	PETRICOLA	1:32.584	47	KIRK	43	96	GREGORY	4:55.495	4:55.677	0.182
44	96	GREGORY	2:12.198	31	KRUGER	1:32.686	42	CAETANO	44	42	CAETANO	4:55.903	4:55.971	0.068
45	88	FARAGHER	2:12.502	48	MADSEN MYGDAL	1:32.754	88	FARAGHER	45	84	McHALE	4:56.656	4:57.486	0.83
46	32	CRANSTON	2:12.628	42	CAETANO	1:33.348	72	KEYS	46	31	KRUGER	4:58.224	4:58.438	0.214
47	55	MacFADYEN	2:12.900	84	McHALE	1:33.398	31	KRUGER	47	32	CRANSTON	4:57.369	4:58.626	1.257
48	48	MADSEN MYGDAL	2:12.934	96	GREGORY	1:33.465	84	McHALE	48	48	MADSEN MYGDAL	4:58.429	4:59.549	1.12
49	31	KRUGER	2:13.267	55	MacFADYEN	1:34.081	83	ENGLISH	49	83	ENGLISH	4:59.275	5:00.688	1.413
50	72	KEYS	2:13.371	32	CRANSTON	1:34.355	48	MADSEN MYGDAL	50	72	KEYS	5:00.328	5:00.753	0.425
51	83	ENGLISH	2:14.916	72	KEYS	1:35.042	55	MacFADYEN	51	55	MacFADYEN	4:59.855	5:03.556	3.701
52	79	O'DONNELL	2:16.016	79	O'DONNELL	1:37.163	73	EVANS	52	79	O'DONNELL	5:07.421	5:09.696	2.275
53	38	MONIE	2:18.999	58	KALTHUBER	1:37.227	58	KALTHUBER	53	58	KALTHUBER	5:10.138	5:12.273	2.135
54	58	KALTHUBER	2:19.003	36	RUMLEY	1:37.607	79	O'DONNELL	54	36	RUMLEY	5:11.829	5:13.618	1.789



MCUI Ulster
Centre Timing
Powered by
e-Laps timing software

www.elaps-timing.com



VAUXHALL International NORTH WEST 200

SUPERBIKE

Superbike First Qualifying

SECTOR ANALYSIS

55	36 RUMLEY	2:19.798	38 MONIE	1:38.237	36 RUMLEY	1:14.424	55	73 EVANS	5:13.650	5:14.184	0.534
56	73 EVANS	2:20.768	73 EVANS	1:39.392	38 MONIE	1:16.582	56	38 MONIE	5:13.818	5:25.804	11.986

Perfect Lap (sum of best sectors) =

4:26.553





Speed Trap sited at Glenvale

Superbike 1st Practice

No.	Name	Lap 1	Lap 2	Lap 3	Lap 4	Lap 5	Lap 6	Lap 7	Lap 8
1	John McGUINNESS	175		176	174			177	
2	Ian HUTCHINSON							178	
3	Josh BROOKES					175	145		
4	Guy MARTIN					155	179	179	
5	Bruce ANSTEY		178						
6	William DUNLOP			181			177	180	
7	Gary JOHNSON	169	175	175	177	173	178		
8	Michael DUNLOP				180				
9	Michael RUTTER			176	173	177			179
10	Conor CUMMINS				178		179		
12	Dean HARRISON		179		158	179			
13	Lee JOHNSTON			166				173	
14	Stuart EASTON		167		168		173		
15	Ben WYLIE			170	170		172	177	
16	Dan KNEEN		173					172	
17	David HAIRE			170					
18	Gerard KINGHAN		167	171		169	171	163	
22	Russ MOUNTFORD		163	172				163	
23	Franck PETRICOLA		166		162		163		
24	Denver ROBB				163				
26	Didier GRAMS	174	169		169				
27	Ivan LINTIN				166	165	167	165	
28	Horst SAIGER			172		178	162	170	
30					169				
32	Paul CRANSTON		165						
34	Alastair SEELEY	181		171	180	157			174
36	Darren RUMLEY	159							
37	James HILLIER	178		179			179	159	
38	William MONIE	175	172	163					
42	Nuno CAETANO					165			
44	Jamie HAMILTON	171		174			180	171	
47	Alistair KIRK				173			169	
48	David MADSEN MYGDAL	158		153	164				
50	Louis O'REGAN		176						
51	Jonathan HOWARTH			171			166		
52	James COWTON	162	171		169				
53					170				
55	Donald MacFADYEN			171	171				
56							163		
58	Hubert KALTHUBER			163	159			148	
60	Peter HICKMAN		171			173	174	171	
74	Laurent HOFFMANN					167	174	160	
82	Derek SHEILS				166	139			
83	Graham ENGLISH					167			
84	Tom McHALE		156	168			166	165	166
96	Neil GREGORY						163		
97	Seamus ELLIOTT		177		167			157	
98	Paul OWEN	170	165						
104	Daley MATHISON				167	164		167	
111	Paul SHOESMITH				172	165		174	
115	Steve MERCER		172	173		172	161		